

Picture Rail



- The Picture Rail lineup for buildings of many types: commercial facilities, public facilities, museums, galleries, and residences. Versatile solutions for displaying pictures beautifully on walls without making screw hole.
- A simple design that easily adapts to any type of interior space and promises high safety.
- Can be selected a Picture Rail Hanger that slides up and down for picture display at any height.

Picture Rail

Picture Rail's Unique Features

Picture Rail consists of three parts: a rail, hook, and hanger (a combination of a hanger hook and wire). Pictures can be mounted on wall surfaces nondestructively with dedicated hangers.

Designed for any space where artworks go on walls, from galleries and public buildings to offices, shops, and residences.

Basic Construction of Picture Rail



Rails

Two basic rail types are available: one for "ceiling attachment" and one for "wall attachment." Either type can be embedded in a ceiling or wall as a "prefabricated rail" or attached to an existing ceiling or wall as a "retrofitted rail." Available in many variations to suit the size and weight of the artworks and type of Picture Rail mounting selected. Special mounting brackets should be used according to the assembly conditions.

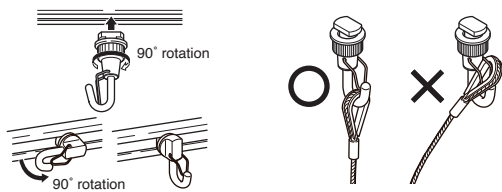
Hooks

The hooks come in many different designs. The "before-fitted" hook slides from the end of the rail before the end-cap is attached. The "after-fitted" hook is pushed into the rail groove after the rail is installed. The "fixed type" is fixed to the rail with the built-in screw on the hook body. The "hooked type" simply hooks to the rail. The "one-touch type" connects directly with the hanger. The "Carabiner-fitted type" has a drop-prevention function. Select the hook best suited to the Picture Rail you are installing.

Hanger

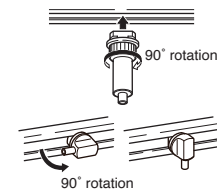
Select the best type for the intended usage and the weight of the article to be hung, from heavy to lightweight. Two mounting methods are available: "standard type" and "one-touch type."

Standard Type



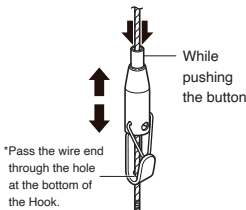
When using a standard-type hook, catch the loop part of the hanger on the hook as shown in the illustration. The carabiner-fitted type safeguards against falling articles when earthquakes strike. This is a recommended feature for public buildings or any other space visited by large numbers of people.

One-touch Type



When using a one-touch hook, insert the straight hanger from the insertion hole of the hook as shown in the illustration until the tip of the wire hits the top of the hook. To unplug the wire, push the button and pull the wire out.

Position of the Hanger Hook



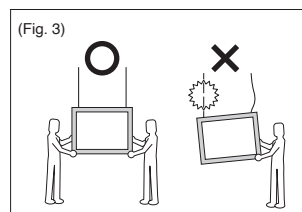
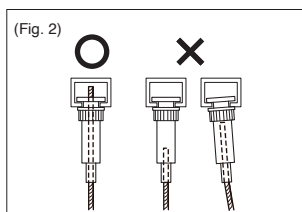
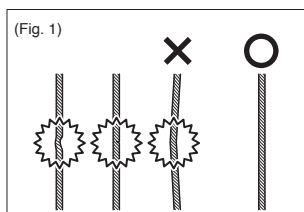
Slide the hanger hook up and down while depressing the hanger hook button. Before hanging the picture, confirm that the hook is locked and won't move down.

*The hook can move up even when locked.

⚠️ Precautions for Installation

Precautions when Using and Installing the Hangers

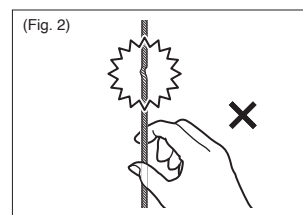
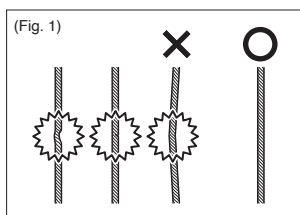
- Periodically make sure that the wire is free of damage. If the wire is frequently bent or twisted, the strands of the wire might break. (Fig. 1)
- If the wire comes into contact with hanging articles or building elements such as walls or pillars, it may become damaged or lose strength after many years of use. Take steps to stop the wire from directly contacting wall surfaces, hanging artworks, etc.
- Before hanging a load, confirm that the wire is firmly inserted into the components. (Fig. 2)
- To prevent accidents, hanging work should be always performed by two or more persons. (Fig. 3)



⚠️ Precautions for Use

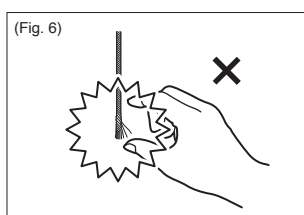
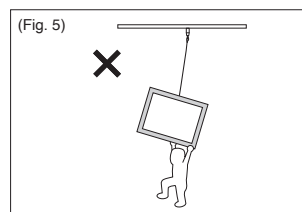
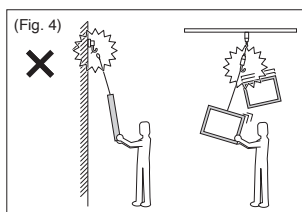
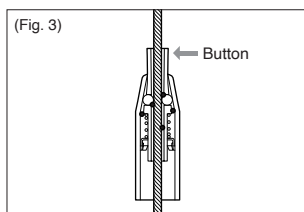
Precautions when Using and Installing Hangers

- Periodically make sure that the hanger is free of damage. If the wire is frequently bent or twisted, the strands of the hanger might break. (Fig. 1)
- Yanking the wire or handling it carelessly with your bare hands can cause unexpected finger injuries. Always be careful when handling the wire. (Fig. 2)



Precautions when Using and Installing the Hanger Hooks

- If the hanger hook button ceases to push in smoothly after many years of use, accumulated dust or rust might be interfering with the pushbutton mechanism. To ensure full safety, replacement with a new hanger hook is recommended. (Fig. 3)
- Do not let children play freely around these products. If a hook or wire is yanked or rocked deliberately, it could damage the hanging mechanism and increase the risk of falling artwork. (Fig. 4)
- These products are designed for hanging artworks or other articles for display. Never let children dangle themselves or pets with the hooks or cords, even if the applied weight is within the allowable load. (Fig. 5)
- Wire strands at the tips of frayed wire may pierce fingertips or other body parts. Pay attention when handling to avoid unexpected injury. If the wire is frayed, stop using the hanger and replace it. (Fig. 6)



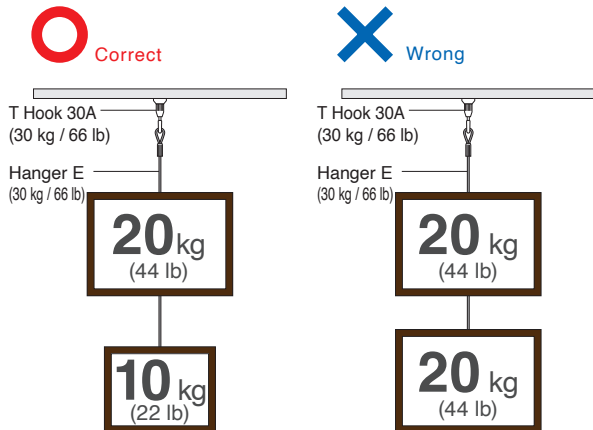
The Concept of Allowable Load

When using Picture Rail T-1—allowable load: wall attachment 20 kg (44 lb), ceiling attachment 30 kg (66 lb)

*Allowable load depends on the product and construction method. *Install the product to suit the load and other conditions for wall and ceiling attachment.

CASE
01

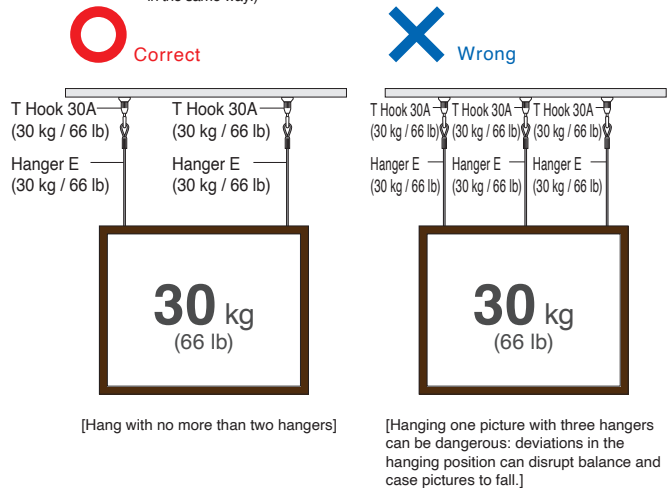
If hanging more than one article with one hanger, the combined allowable load is 30 kg (66 lb).



CASE
02

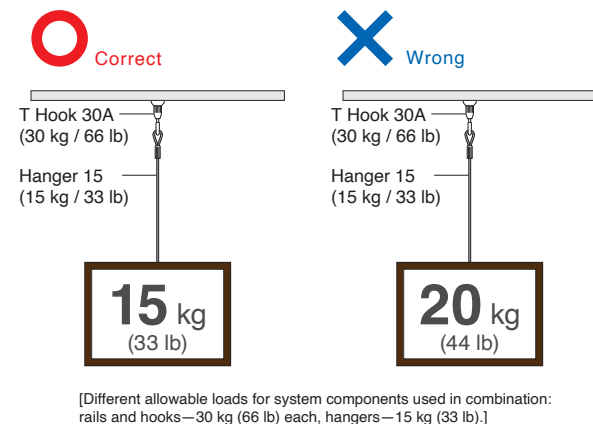
If using more than one hanger to hang an article, hang with no more than two hangers and do not exceed a load of 30 kg (66 lb).

(If the interval between hangers is more than 1 m/39", it should be performed in the same way.)



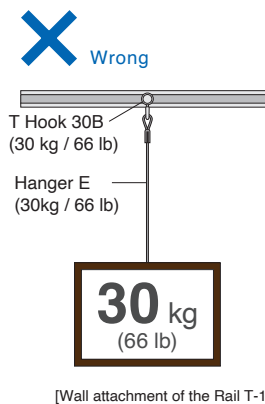
CASE
03

If system components (rail, hook, etc.) with different allowable loads are used in combination, the smallest allowable load applies.



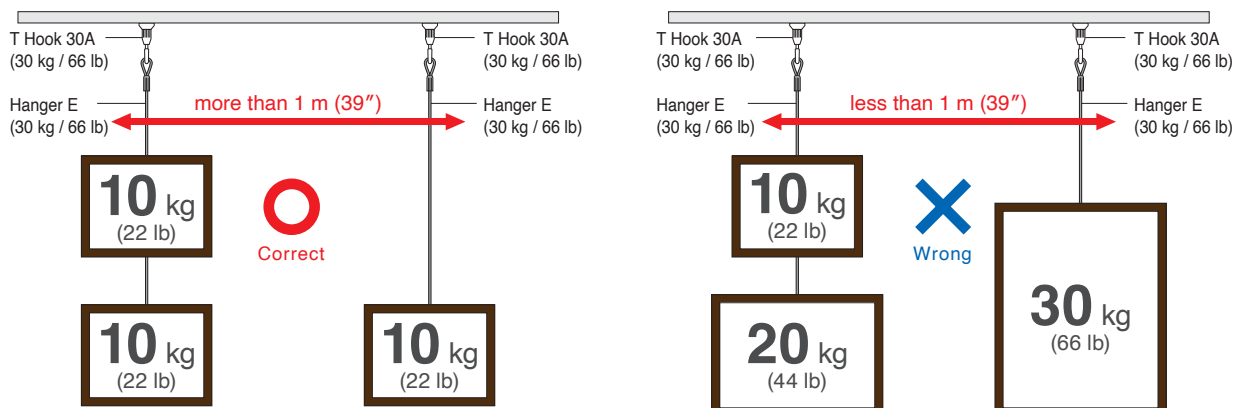
CASE
04

If installing Rail T-1 on a wall attachment, the allowable load is 20 kg (44 lb).



CASE
05

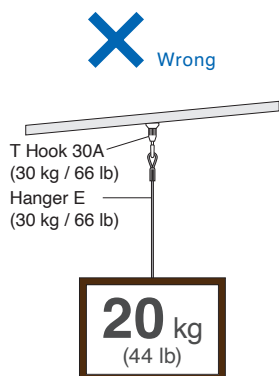
When using plural hooks and hangers: if the total allowable load is within 30 kg (66 lb) and the interval between hangers is 1 m (39") or more.



*Although the shortest available interval between hangers is 1 m (39"), we recommend allowing a sufficient interval (more than 1 m/39") when hanging plural picture frames to prevent picture frames from colliding with each other during earthquakes, etc.

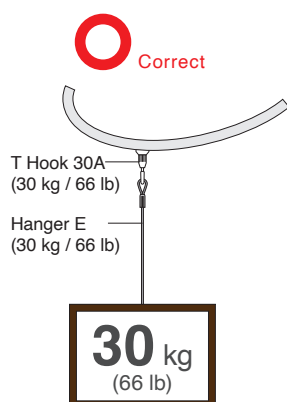
CASE 06

Never install the rail at a tilted angle.



CASE 07

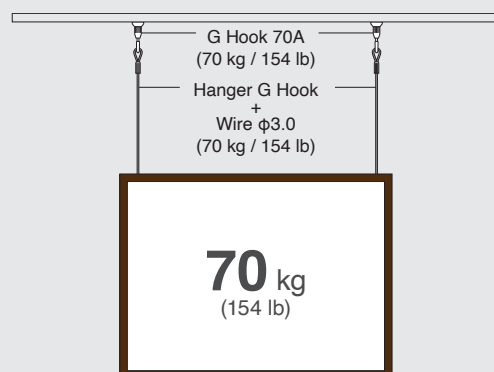
The specifications for a curved rail are the same as those for a straight rail.



G - SERIES

For even higher safety and security.

Ideal exhibition

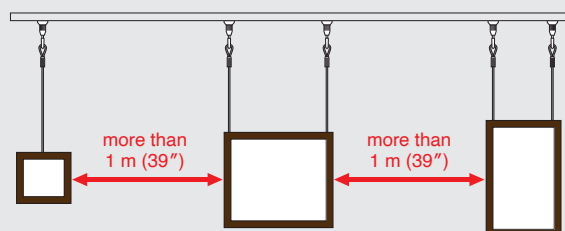


Enhance the safety of your exhibition

Even when hanging an article from two hangers, the maximum allowable load is 70 kg (154 lb). If unexpected trouble arises when hanging an article, the whole load may tilt to one side and cause a large accident. Never hang an article heavier than the allowable load of a single hanger, even when using two hangers.













Appropriate exhibition intervals

When hanging plural articles side by side, consider how they may shake during an earthquake. We recommend hanging articles at intervals of no less than 1 m (39").



Picture Rail

Combination Table of Picture Rail Components

	Allowable Load	Product Series	Picture Rails					
For heavy-weight articles	70 kg (154 lb)	G SERIES	G-1		G-2		G-3	
For middle-weight articles			T-1		T-2N		T-3N	
			T-4N		T-5		TC-10	
Residences	15 kg (33 lb)	L SERIES	L-1		L-3		L-5	



Halls—The G series hangs large articles of up to 70 kg (154 lb) in halls with high ceilings.



Offices—Available for installation on curved surfaces such as pillars. High-spec Picture Rail with an allowable load of up to 30 kg (66 lb).

Corresponding components (Hooks, Roller Hooks, Hangers) are listed for each type of rail. See the list of product choices.

*If using a hook and hanger with different allowable loads in combination, the smaller allowable load is the maximum allowable load.

*The allowable load may change, depending on the type of structural reinforcement.

⊙: Recommended combination products

Hooks, Components						Hangers	
<div><div><div><div><div><div></div><div></div></div><div><div></div><div></div></div></div><div><div></div><div></div></div><div><div></div><div></div></div></div><div><div></div><div></div></div><div><div></div><div></div></div></div><div><div></div><div></div></div><div><div></div><div></div></div></div> <div><div></div><div></div></div> <div><div></div><div></div></div> <div><div></div><div></div></div> <div><div></div><div></div></div> <div><div></div><div></div></div> <div><div></div><div></div></div> <div><div></div><div></div></div> <div><div></div><div></div></div> <div><div></div><div></div></div> <div><div></div><div></div></div> <div><div></div><div></div></div> <div><div></div><div></div></div> <div><div></div><div></div></div> <div><div></div><div></div></div> <div><div></div><div></div></div> <div><div></div><div></div></div> <div><div></div><div></div></div> <div><div></div><div></div></div> <div><div></div><div></div></div> <div><div></div><div></div></div> <div><div></div><div></div></div> <div><div></div><div></div></div> <div><div></div><div></div></div> <div><div></div><div></div></div> <div><div></div><div></div></div> <div><div></div><div></div></div> <div><div></div><div></div></div> <div><div></div><div></div></div> <div><div></div><div></div></div> <div><div></div><div></div></div> <div><div></div><div></div></div> <div><div></div><div></div></div> <div><div></div><div></div></div> <div><div></div><div></div></div> <div><div></div><div></div></div> <div><div></div><div></div></div> <div><div></div><div></div></div> <div><div></div><div></div></div> <div><div></div><div></div></div> <div><div></div><div></div></div> <div><div></div><div></div></div> <div><div></div><div></div></div> <div><div></div><div></div></div> <div><div></div><div></div></div> <div><div></div><div></div></div> <div><div></div><div></div></div> <div><div></div><div></div></div> <div><div></div><div></div></div> <div><div></div><div></div></div> <div><div></div><div></div></div> <div><div></div><div></div></div> <div><div></div><div></div></div> <div><div></div><div></div></div> <div><div></div><div></div></div> <div><div></div><div></div></div> <div><div></div><div></div></div> <div><div></div><div></div></div> <div><div></div><div></div></div> <div><div></div><div></div></div> <div><div></div><div></div></div> <div><div></div><div></div></div> <div><div></div><div></div></div> <div><div></div><div></div></div> <div><div></div><div></div></div> <div><div></div><div></div></div> <div><div></div><div></div></div> <div><div></div><div></div></div> <div><div></div><div></div></div> <div><div></div><div></div></div> <div><div></div><div></div></div> <div><div></div><div></div></div> <div><div></div><div></div></div> <div><div></div><div></div></div> <div><div></div><div></div></div> <div><div></div><div></div></div> <div><div></div><div></div></div> <div><div></div><div></div></div> <div><div></div><div></div></div> <div><div></div><div></div></div> <div><div></div><div></div></div> <div><div></div><div></div></div> <div><div></div><div></div></div> <div><div></div><div></div></div> <div><div></div><div></div></div> <div><div></div><div></div></div> <div><div></div><div></div></div> <div><div></div><div></div></div> <div><div></div><div></div></div> <div><div></div><div></div></div> <div><div></div><div></div></div> <div><div></div><div></div></div> <div><div></div><div></div></div> <div><div></div><div></div></div> <div><div></div><div></div></div> <div><div></div><div></div></div> <div><div></div><div></div></div> <div><div></div><div></div></div> <div><div></div><div></div></div> <div><div></div><div></div></div> <div><div></div><div></div></div> <div><div></div><div></div></div> <div><div></div><div></div></div> <div><div></div><div></div></div> <div><div></div><div></div></div> <div><div></div><div></div></div> <div><div></div><div></div></div> <div><div></div><div></div></div> <div><div></div><div></div></div> <div><div></div><div></div></div> <div><div></div><div></div></div> <div><div></div><div></div></div> <div><div></div><div></div></div> <div><div></div><div></div></div> <div><div></div><div></div></div> <div><div></div><div></div></div> <div><div></div><div></div></div> <div><div></div><div></div></div> <div><div></div><div></div></div> <div><div></div><div></div></div> <div><div></div><div></div></div> <div><div></div><div></div></div> <div><div></div><div></div></div> <div><div></div><div></div></div> <div><div></div><div></div></div> <div><div></div><div></div></div> <div><div></div><div></div></div> <div><div></div><div></div></div> <div><div></div><div></div></div> <div><div></div><div></div></div> <div><div></div><div></div></div> <div><div></div><div></div></div> <div><div></div><div></div></div> <div><div></div><div></div></div> <div><div></div><div></div></div> <div><div></div><div></div></div> <div><div></div><div></div></div> <div><div></div><div></div></div> <div><div></div><div></div></div> <div><div></div><div></div></div> <div><div></div><div></div></div> <div><div></div><div></div></div> <div><div></div><div></div></div> <div><div></div><div></div></div> <div><div></div><div></div></div> <div><div></div><div></div></div> <div><div></div><div></div></div> <div><div></div><div></div></div> <div><div></div><div></div></div> <div><div></div><div></div></div> <div><div></div><div></div></div> <div><div></div><div></div></div> <div><div></div><div></div></div> <div><div></div><div></div></div> <div><div></div><div></div></div> <div><div></div><div></div></div> <div><div></div><div></div></div> <div><div></div><div></div></div> <div><div></div><div></div></div> <div><div></div><div></div></div> <div><div></div><div></div></div> <div><div></div><div></div></div> <div><div></div><div></div></div> <div><div></div><div></div></div> <div><div></div><div></div></div> <div><div></div><div></div></div> <div><div></div><div></div></div> <div><div></div><div></div></div> <div><div></div><div></div></div> <div><div></div><div></div></div> <div><div></div><div></div></div> <div><div></div><div></div></div> <div><div></div><div></div></div> <div><div></div><div></div></div> <div><div></div><div></div></div> <div><div></div><div></div></div> <div><div></div><div></div></div> <div><div></div><div></div></div> <div><div></div><div></div></div> <div><div></div><div></div></div> <div><div></div><div></div></div> <div><div></div><div></div></div> <div><div></div><div></div></div> <div><div></div><div></div></div> <div><div></div><div></div></div> <div><div></div><div></div></div> <div><div></div><div></div></div> <div><div></div><div></div></div> <div><div></div><div></div></div> <div><div></div><div></div></div> <div><div></div><div></div></div> <div><div></div><div></div></div> <div><div></div><div></div></div> <div><div></div><div></div></div> <div><div></div><div></div></div> <div><div></div><div></div></div> <div><div></div><div></div></div> <div><div></div><div></div></div> <div><div></div><div></div></div> <div><div></div><div></div></div> <div><div></div><div></div></div> <div><div></div><div></div></div> <div><div></div><div></div></div> <div><div></div><div></div></div> <div><div></div><div></div></div> <div><div></div><div></div></div> <div><div></div><div></div></div> <div><div></div><div></div></div> <div><div></div><div></div></div> <div><div></div><div></div></div> <div><div></div><div></div></div> <div><div></div><div></div></div> <div><div></div><div></div></div> <div><div></div><div></div></div> <div><div></div><div></div></div> <div><div></div><div></div></div> <div><div></div><div></div></div> <div><div></div><div></div></div> <div><div></div><div></div></div> <div><div></div><div></div></div> <div><div></div><div></div></div> <div><div></div><div></div></div> <div><div></div><div></div></div> <div><div></div><div></div></div> <div><div></div><div></div></div> <div><div></div><div></div></div> <div><div></div><div></div></div> <div><div></div><div></div></div> <div><div></div><div></div></div> <div><div></div><div></div></div> <div><div></div><div></div></div> <div><div></div><div></div></div> <div><div></div><div></div></div> <div><div></div><div></div></div> <div><div></div><div></div></div> <div><div></div><div></div></div> <div><div></div><div></div></div> <div><div></div><div></div></div> <div><div></div><div></div></div> <div><div></div><div></div></div> <div><div></div><div></div></div> <div><div></div><div></div></div> <div><div></div><div></div></div> <div><div></div><div></div></div> <div><div></div><div></div></div> <div><div></div><div></div></div> <div><div></div><div></div></div> <div><div></div><div></div></div> <div><div></div><div></div></div> <div><div></div><div></div></div> <div><div></div><div></div></div> <div><div></div><div></div></div> <div><div></div><div></div></div> <div><div></div><div></div></div> <div><div></div><div></div></div> <div><div></div><div></div></div> <div><div></div><div></div></div> <div><div></div><div></div></div> <div><div></div><div></div></div> <div><div></div><div></div></div> <div><div></div><div></div></div> <div><div></div><div></div></div> <div><div></div><div></div></div> <div><div></div><div></div></div> <div><div></div><div></div></div> <div><div></div><div></div></div> <div><div></div><div></div></div> <div><div></div><div></div></div> <div><div></div><div></div></div> <div><div></div><div></div></div> <div><div></div><div></div></div> <div><div></div><div></div></div> <div><div></div><div></div></div> <div><div></div><div></div></div> <div><div></div><div></div></div> <div><div></div><div></div></div> <div><div></div><div></div></div> <div><div></div><div></div></div> <div><div></div><div></div></div> <div><div></div><div></div></div> <div><div></div><div></div></div> <div><div></div><div></div></div> <div><div></div><div></div></div> <div><div></div><div></div></div> <div><div></div><div></div></div> <div><div></div><div></div></div> <div><div></div><div></div></div> <div><div></div><div></div></div> <div><div></div><div></div></div> <div><div></div><div></div></div> <div><div></div><div></div></div> <div><div></div><div></div></div> <div><div></div><div></div></div> <div><div></div><div></div></div> <div><div></div><div></div></div> <div><div></div><div></div></div> <div><div></div><div></div></div> <div><div></div><div></div></div> <div><div></div><div></div></div> <div><div></div><div></div></div> <div><div></div><div></div></div> <div><div></div><div></div></div> <div><div></div><div></div></div> <div><div></div><div></div></div> <div><div></div><div></div></div> <div><div></div><div></div></div> <div><div></div><div></div></div> <div><div></div><div></div></div> <div><div></div><div></div></div> <div><div></div><div></div></div> <div><div></div><div></div></div> <div><div></div><div></div></div> <div><div></div><div></div></div> <div><div></div><div></div></div> <div><div></div><div></div></div> <div><div></div><div></div></div> <div><div></div><div></div></div> <div><div></div><div></div></div> <div><div></div><div></div></div> <div><div></div><div></div></div> <div><div></div><div></div></div> <div><div></div><div></div></div> <div><div></div><div></div></div> <div><div></div><div></div></div> <div><div></div><div></div></div> <div><div></div><div></div></div> <div><div></div><div></div></div> <div><div></div><div></div></div> <div><div></div><div></div></div> <div><div></div><div></div></div> <div><div></div><div></div></div> <div><</div>							




Galleries—For a lease contract with a gallery, shop, or medical facility, the high-spec Picture Rail T series with an allowable load of 30 kg (66 lb) is recommended.



Halls—T Series, for hanging plural articles with one hanger.

Picture Rail—G Series

G-1 / G-2 / G-3



Perfect display-dedicated rails for large exhibitions at spaces such as museums, art galleries, and public buildings. Highly safe, with a simple, visually unobtrusive design that never disturbs a visitor's appreciation of artworks on display.

Product Lineup—G Series

G-1 Silver



G-2 Silver



G-3 Silver



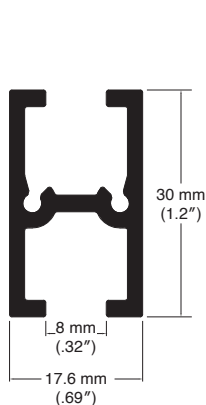
G-2 (Built-in rail for ceiling)
+ G Hook 70A



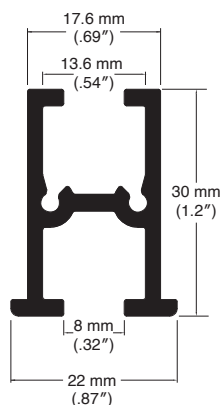
G-3 (Add-on rail for wall)
+ G Hook 70B

Rail Section—G Series

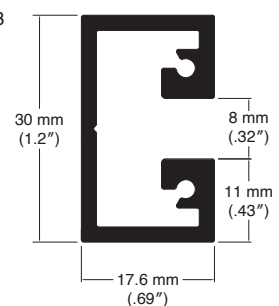
■ G-1



■ G-2

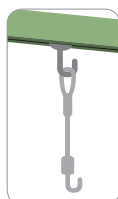


■ G-3



Unique Features—G Series

Rails



	Product Name	Color
Built-in rail for ceiling Attaches to a wall and ceiling via dedicated metal fittings or other types of metal fittings.	G-1	Silver
	G-2	
Add-on rail for wall Attaches to a wall in its existing condition.	G-3	Silver

Hooks

Two types Hook for G series.



G Hook 70A (ceiling attachment)

Hook with a built-in drop-prevention mechanism (carabiner). Suitable for use in public facilities where stringent measures are required to prevent falling articles during earthquakes.

- Fixed, add-on type, 70 kg (154 lb)

Side view

Front view

Silver

*Not available for G-3.

G Hook 70B (wall attachment)

The hook attached with fall prevention function (carabiner). Suitable to use in public facilities by taking measures against fall prevention in the earthquake.

- Fixed, add-on type, 70 kg (154 lb)

Side view

Front view

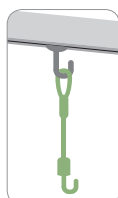
Silver

*Not available for G-1 and G-2.

Hanger

Hanger for G series.

*Please order the Wire for Hanger G φ3 mm and Hanger G Hook (Body) simultaneously, because they are used in combination.



Wire for Hanger G φ3 mm

The wire type hanger (φ3 mm), easy to be set and removed. Available in combination with the Hanger G Hook (Body).

*Optional

Silver

*Allowable load is 70 kg (154 lb).
*This hanger type can be used in pairs to hang single articles.
*Please order the number of Hanger G Hook (Body) you will require.

Hanger G Hook (Body)

Plural Hanger G Hooks can attach to one Wire for Hanger G φ3 mm.

Side view

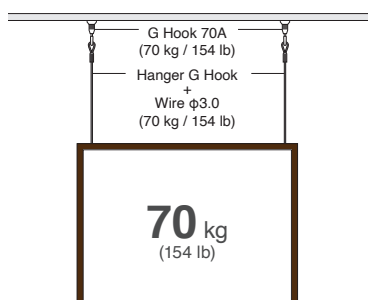
Front view

Silver

*Allowable load is 70 kg (154 lb).
*Equipped with a carabiner.
*This hanger type can be used in pairs to hang single articles.

— G - SERIES — For even higher safety and security.

Ideal exhibition

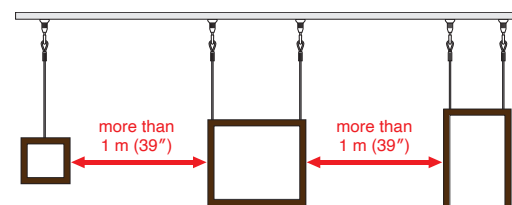


To enhance the safety of your artworks

Even when hanging with two hangers, the allowable load must never exceed 70 kg (154 lb). If unexpected trouble occurs during installation, the whole load may tilt to one side and cause a large accident.

Appropriate space between pictures

When hanging plural articles, take safeguards against possible earthquakes. We recommend hanging articles at intervals of at least 1 m (39").



Picture Rail

Allowable Load—G Series

Picture Rails

Product	Allowable Load
G-1	70 kg (154 lb)
G-2	70 kg (154 lb)
G-3	70 kg (154 lb)

Hooks and Hanger

	Product		Allowable Load
Hook	G Hook 70A	for ceiling attachment	70 kg (154 lb)
	G Hook 70B	for wall attachment	70 kg (154 lb)
Hanger	Hanger G Hook + Wire $\phi 3.0$ mm	for ceiling attachment	70 kg (154 lb)
		for wall attachment	70 kg (154 lb)

Materials and Finishes—G Series

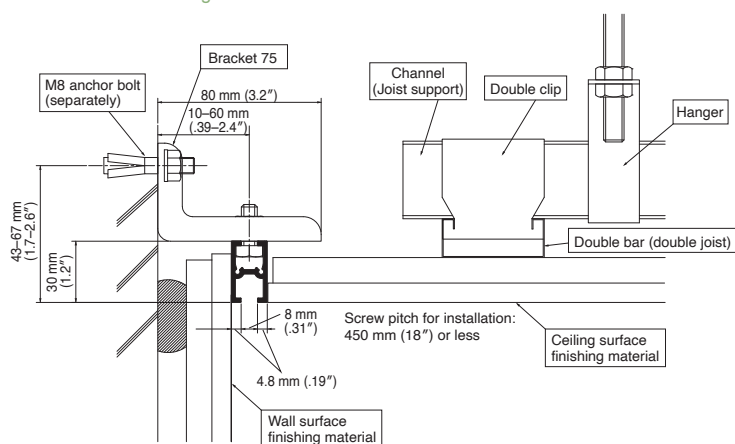
Product	Color	Material	Finish
Picture Rail—G-1, G-2, G-3	Silver	Aluminum alloy extrusion material	Alumite
G Hook	70A Body	SUS 303	Satin finishing
		SUS 304	
	70B Body	Brass	Satin finishing
		SUS 304	
End Stop—G-1, G-2, G-3	Silver	Aluminum alloy	Silver

Product	Color	Material	Finish
Hanger G Hook	Body Hook	SUS 303	Satin finishing
		SUS 630	
Wire for Hanger G $\phi 3$ mm	Wire	Stainless wire $\phi 3.0$ mm (SUS 304)	—
1.00 m/2.00 m/3.00 m			

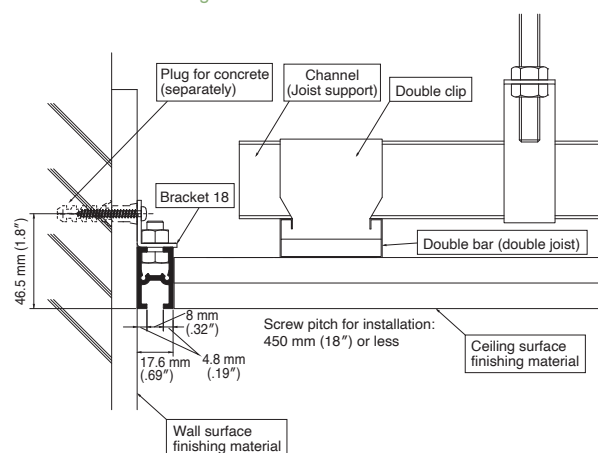
Installation Dimensions and Installation Example—G Series

G-1

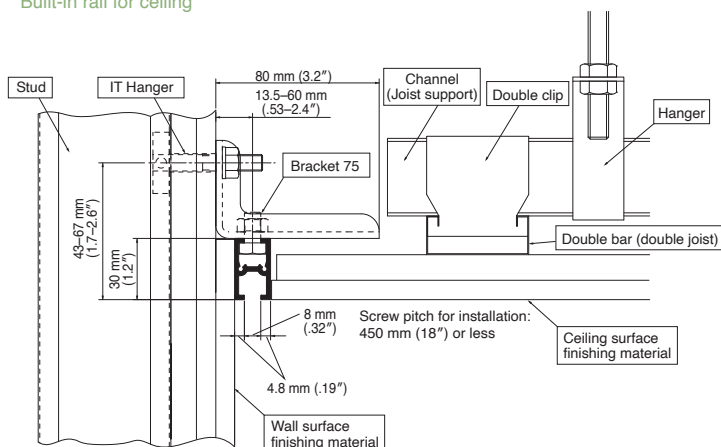
Gypsum Lining wall /
Built-in rail for ceiling



Mortar wall /
Built-in rail for ceiling

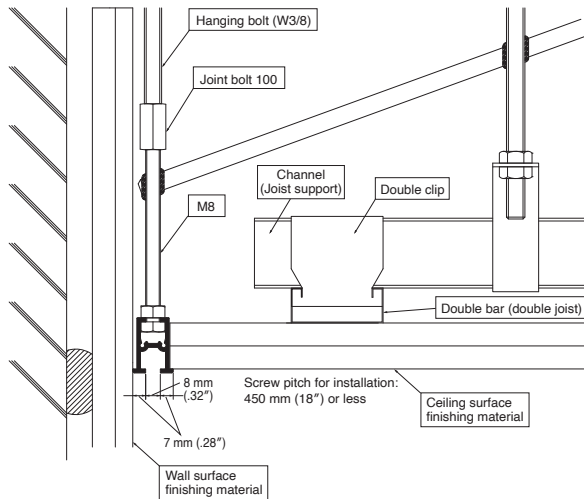


Light gauge steel wall /
Built-in rail for ceiling

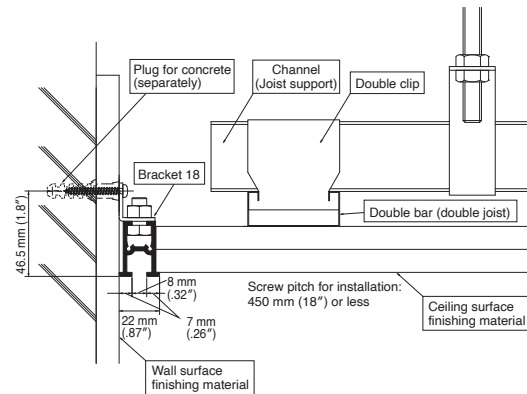


G-2

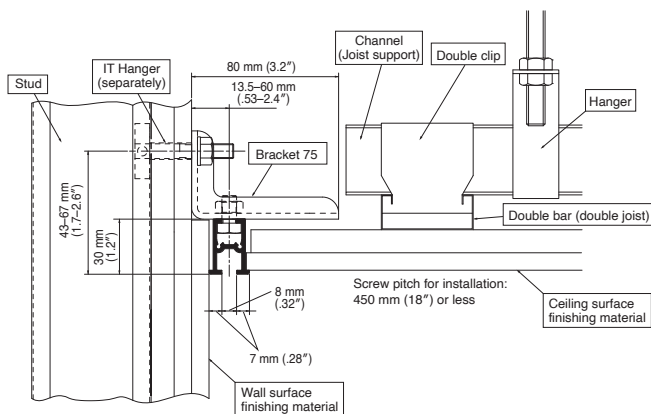
Gypsum Lining wall /
Built-in rail for ceiling



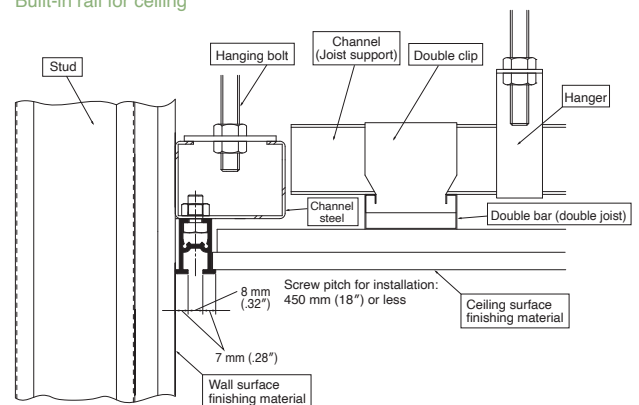
Mortar wall /
Built-in rail for ceiling



Light gauge steel wall /
Built-in rail for ceiling

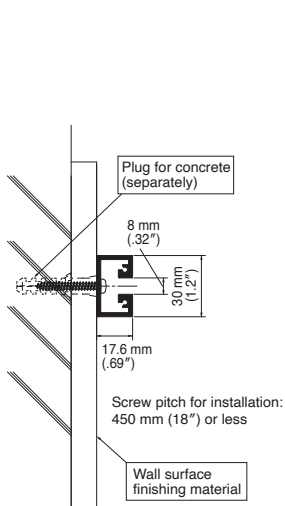


Light gauge steel wall /
Built-in rail for ceiling

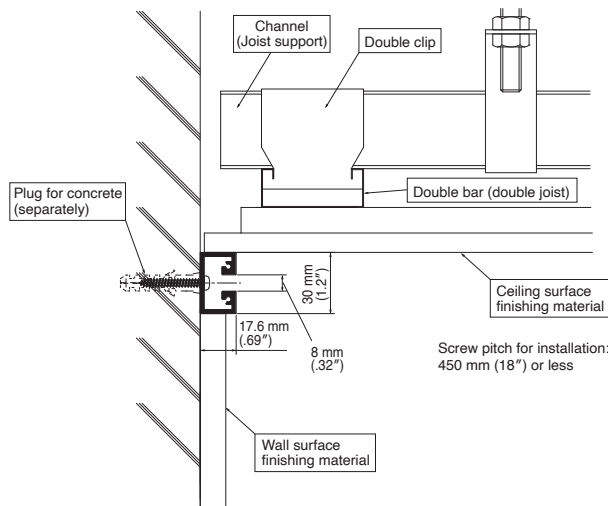


G-3

Mortar wall /
Add-on rail for wall



Mortar wall /
Built-in rail for ceiling



Picture Rail—T Series

T-1 / T-2N / T-3N / T-4N / T-5 / TC-10



Dedicated rails for display use.

Allowable load 30 kg (66 lb).

A simple design with two color variations to harmonize the aesthetics of your space.

Recommended for displaying paintings and panels in commercial spaces.

Product Lineup—T Series

T-1 Silver



T-2N Silver



T-3N Silver



T-1 White



T-2N White



T-3N White



T-1 Black



T-4N Silver



T-5 Silver



TC-10 Silver



T-4N White



T-5 White



TC-10 White



T-1 (Add-on rail for wall)
+ T/TC Hook 30F



T-1 (Built-in rail for ceiling)
+ T/TC Hook 30F



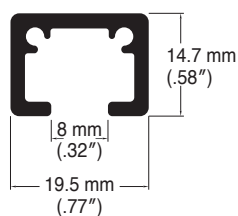
T-3N (Built-in rail for ceiling)
+ T/TC Hook 30F



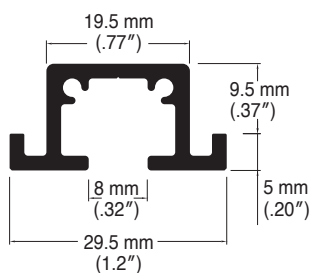
TC-10 (Built-in rail for ceiling)
+ T/TC One-touch Hook 30A

Rail Section—T Series

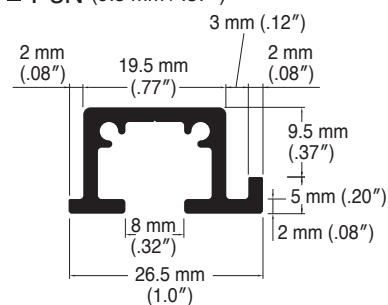
■ T-1



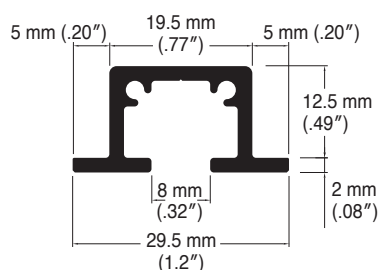
■ T-2N (9.5 mm / .37")



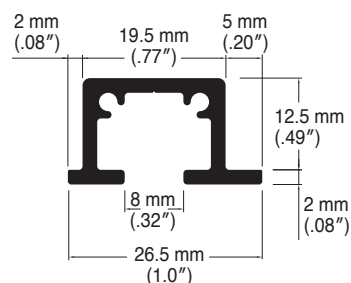
■ T-3N (9.5 mm / .37")



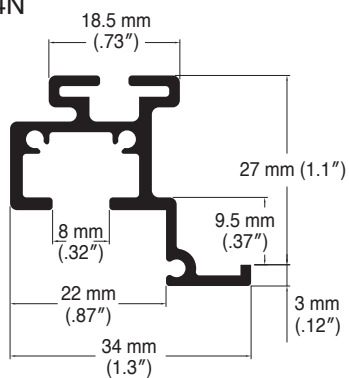
■ T-2N (12.5 mm / .49")



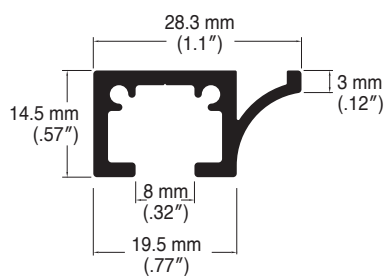
■ T-3N (12.5 mm / .49")



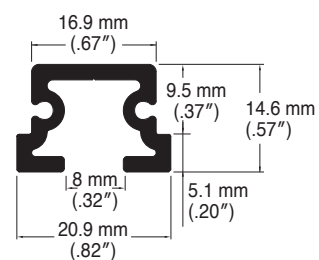
■ T-4N



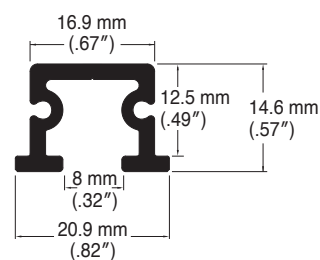
■ T-5



■ TC-10 (9.5 mm / .37")



■ TC-10 (12.5 mm / .37")



Picture Rail

Unique Features—T Series

Rails

Two types of rail are available, “retrofitted” and “prefabricated.” Each type comes in two color variations.




	Product Name	Color
Add-on rail The type to be attached to existing wall or ceiling surfaces.	T-1	Silver, White, Black
	T-5 <i>Also used as a ceiling cornice.</i>	Silver, White
Built-in rail Embeds in a wall or ceiling surface.	T-2N 9.5 mm (.37") • 12.5 mm (.49")	Silver, White
	T-3N 9.5 mm (.37") • 12.5 mm (.49")	
	T-4N <i>Also used as a ceiling cornice with a projecting bracket.</i>	
	TC-10 9.5 mm (.37") • 12.5 mm (.49")	

*Available in two thicknesses to match the thickness of the wall board, 9.5 mm (.37") and 12.5 mm (.49") (models T-2N, T-3N, TC-10).

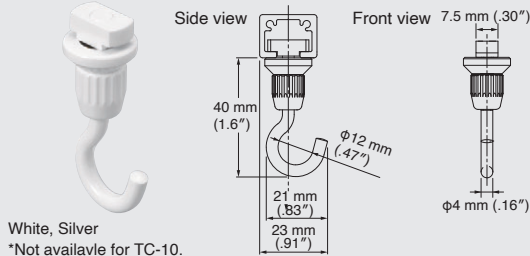
Hooks

Six types of hook are available in the dedicated T series.



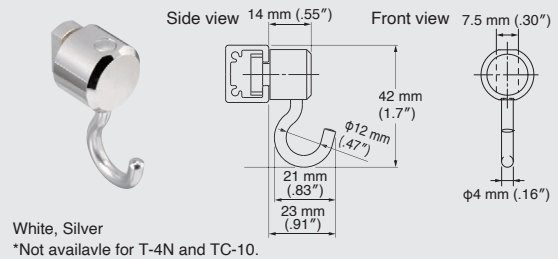
T Hook 30A (ceiling attachment) *1

- Fixed, add-on type, 30 kg (66 lb)
- For T-1, T-2N, T-3N, T-4N and T-5



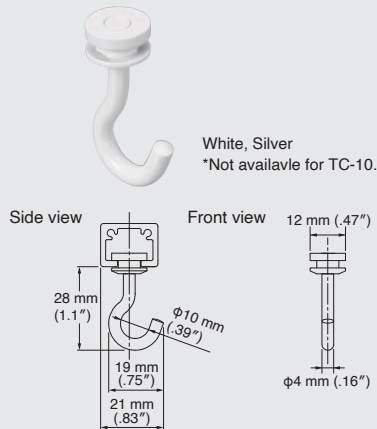
T Hook 30B (wall attachment) *2

- Hooked, add-on type, 30 kg (66 lb)
- For T-1, T-2N, T-3N and T-5



T Hook 30C (ceiling attachment) *2

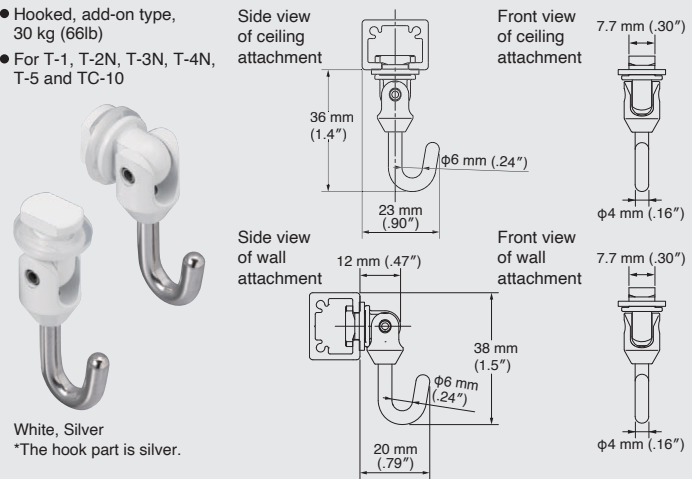
- Hooked, built-in type, 30 kg (66 lb)
- For T-1, T-2N, T-3N, T-4N and T-5



T/TC Hook 30F (common use both ceiling and wall attachment)

The hook can be used as both a ceiling and wall attachment.

- Hooked, add-on type, 30 kg (66 lb)
- For T-1, T-2N, T-3N, T-4N, T-5 and TC-10

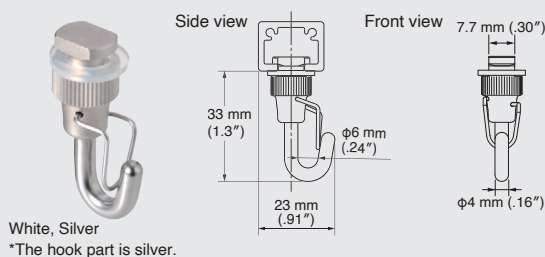


T/TC Hook 30G (ceiling attachment)

Fitted with a fall-prevention mechanism (carabiner).

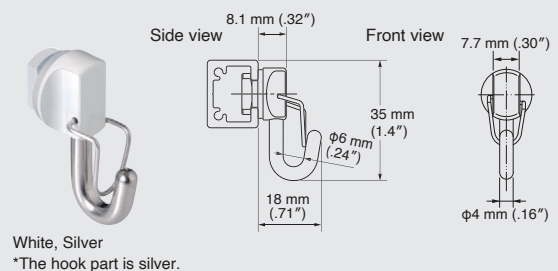
Safeguarded by anti-earthquake mechanisms suitable for use in public facilities.

- Hooked, add-on type, 30 kg (66 lb)
- For T-1, T-2N, T-3N, T-4N, T-5 and TC-10



T/TC Hook 30H (wall attachment)

- Hooked, add-on type, 30 kg (66 lb)
- For T-1, T-2N, T-3N, T-4N, T-5 and TC-10



*T series Hooks cannot be used for the Picture Rail L series.

*1: Fix the hook firmly by turning the root of the hook. *2: The hook can be fixed by the weight of the hanging article (load).

*L series Hooks can be used for the Picture Rail T series. Note, however, that the allowable load is limited to 15 kg (33 lb).

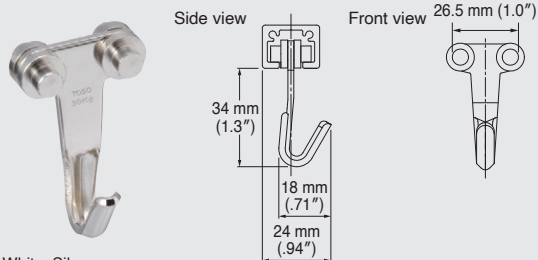
Roller Hooks

Two types of Roller Hook are available in the dedicated T series.



T Roller Hook 30A (ceiling attachment)

- Movable, built-in type, 30 kg (66 lb)
- For T-1, T-2N, T-3N, T-4N and T-5

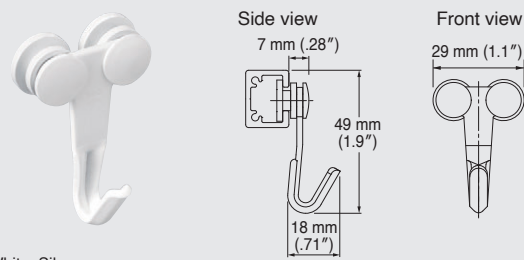


White, Silver

*Not available for TC-10.

T Roller Hook 30B (wall attachment)

- Movable, built-in type, 30 kg (66 lb)
- For T-1, T-2N, T-3N and T-5



White, Silver

*Not available for T-4N and TC-10.

*The hook can be moved when the hanging article is removed.

Hanger

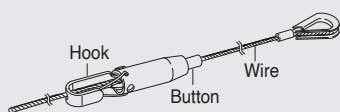
The T and TC Series can also be used as dedicated hangers.



Wire type hanger ($\phi 1.8$ mm/.07"), easy mounting and dismounting. Attached drop-prevention mechanism (carabiner).


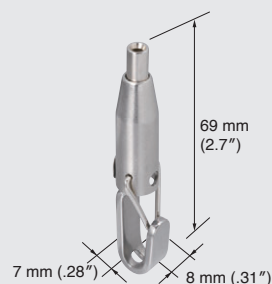
Hanger E (1000, 1500, 2000, 2500 and 3000)

- For T series



Plural Hanger Hooks can be attached on one wire of Hanger E or Straight Hanger E (optional). Fitted with a drop-prevention mechanism (carabiner).

Hanger E Hook (Body)



*Allowable load: 30 kg (66 lb).

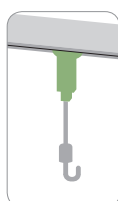
*Cannot be used with the L Hook.

*Press in the button of the hook part while sliding the hanger up and down.

*Dedicated component for Hanger E and Straight Hanger E. Cannot be used with other hangers or wires.

One-touch Hooks

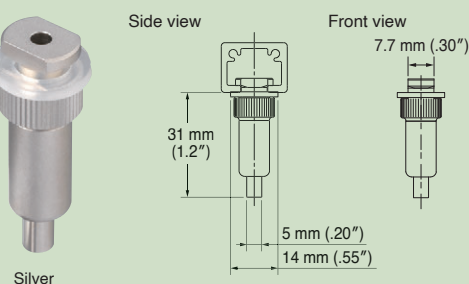
Use in combination with Straight Hanger E (optional).



T/TC One-touch Hook 30A (ceiling attachment)

- Hooked, add-on type, 30 kg (66 lb)
- For T-1, T-2N, T-3N, T-4N, T-5 and TC-10

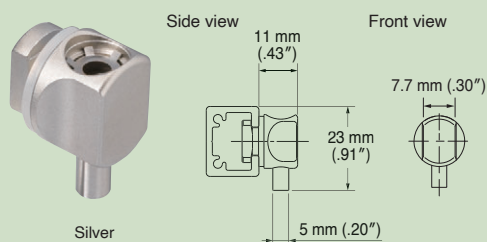
The wire insert type, not only simple-looking but effectively prevents falling articles.



Silver

T/TC One-touch Hook 30B (wall attachment)

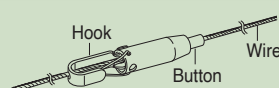
- Hooked, add-on type, 30 kg (66 lb)
- For T-1, T-2N, T-3N, T-5 and TC-10



Silver

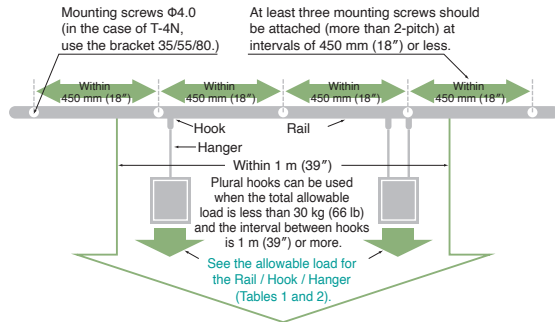
Straight Hanger E

Use in combination with the T/TC One-touch Hook 30A/30B (optional).



Picture Rail

Installation Interval and Allowable Load—T Series



*Plural hooks can be hung when the total allowable load is within 30 kg (66 lb) and the interval between hooks is 1 m (39") or more.

*Even when hanging a picture with two hangers, the allowable load is 30 kg (66 lb) at maximum. If unexpected trouble occurs during installation, the whole load may tilt to one side and cause a major accident. Remember that the maximum allowable load for a single hanger applies even when hanging a picture with two hangers.

*While more than one picture can be hung, we recommend that you allow a sufficient space between pictures (more than 1 m/39") to prevent collisions between picture frames during earthquakes, etc.

Notes on installation

- Picture Rails should be installed on wall surfaces with firm structural support.
- The allowable load for Picture Rail depends on the product and installation method. (Table 1)
- (Table 1) shows the allowable load when Picture Rail is installed at intervals within 450 mm (18") with tapping screws $\Phi 4.0$.
- If Picture Rail is attached to a lightweight ceiling material such as a double ceiling joist ($t = 0.5 \text{ mm}/.02''$) or lightweight partition material (stud $t = 0.8 \text{ mm}/.03''$), the allowable load is 10 kg (22 lb).
- The allowable loads for the Picture Rail, hook, and hanger differ. When using them in combination, follow the specs shown in Table 2.

Allowable Load of Picture Rails (Table 1)

	Product Name	Installation Method	
		Wall Attachment	Ceiling Attachment
Add-on rail	T-1	20 kg (44 lb) *1	30 kg (66 lb) *3
	T-5	30 kg (66 lb) *1	
Built-in rail	T-1	20 kg (44 lb) *1	
	T-2N	9.5 mm (.37")	
		12.5 mm (.49")	
	T-3N	9.5 mm (.37")	
		12.5 mm (.49")	
	T-4N	30 kg (66 lb) *2	
	TC-10	30 kg (66 lb) *1	

*1: Shows the allowable load when installing on a general wood base ($t = 15 \text{ mm}/.59''$) used for horizontal furring strips, with concrete reinforcement. If installed on a lightweight partition material (stud $t = 0.8 \text{ mm}/.03''$), the allowable load is 10 kg (22 lb).

*2: Shows the allowable load when using the T-4N dedicated bracket 35/55/80 or the hexagon-head bolt M4 (optional) and wing nut (optional).

*3: If installing onto a lightweight ceiling material such as double ceiling joist ($t = 0.5 \text{ mm}/.02''$), the allowable load is 10 kg (22 lb).

Allowable Load of Hooks and Hangers (Table 2)

Product Name		Allowable Load	Weight limit when used in combination with Picture Rail
Hooks	T Hook	30A for ceiling attachment	20 kg (44 lb) or less, if using for T-1.
		30B for wall attachment	
		30C for ceiling attachment	
	T/TC Hook	30F for ceiling and wall attachment common	20 kg (44 lb) or less, if used for wall attachment.
		30G for ceiling attachment	
		30H for wall attachment	
	T Roller Hook	30A for ceiling attachment	20 kg (44 lb) or less, if using for T-1.
		30B for wall attachment	
	T/TC One-touch Hook	30A for ceiling attachment	20 kg (44 lb) or less, if using for T-1.
		30B for wall attachment	
Hangers	Hanger	A	20 kg (44 lb) or less, if used for wall attachment of T-1.
		E	
	Hanger 15	15 kg (33 lb)	

Materials and Finishes—T Series

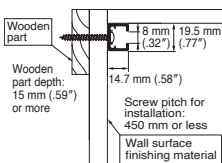
Product	Color	Material	Finish
Picture Rail T-1, T-2N, T-3N, T-4N, T-5, TC-10	Silver	Aluminum alloy extrusion material	Alumite
	White		Alumite white
T Hook 30A 30B 30C	Body	Brass	Nickel plating
		SUS 304	
	Hook	Brass	White
		SUS 304	
T/TC Hook 30F 30G 30H	Wheel	Brass	Nickel plating
	Hook	SUS 304	
	Wheel	Brass	White
	Hook	SUS 304	
T Roller Hook 30A 30B	Wheel	Brass	Nickel plating
	Hook	Steel	
	Wheel	Brass	White
	Hook	Steel	
T/TC One-touch Hook 30A, 30B	Silver	Brass	Satin finishing nickel plating
		SUS 304	
Hanger E Hook	—	SUS 304	—

Product	Color	Material	Finish
End Stop T-1	Silver	Polyethylene	Silver
	White		White
End Stop TC-10	—	Polypropylene	—
End Stop L-1	White	Polyacetal	White
End Stop T-2N, T-3N, T-4N, T-5	Silver	Aluminum alloy	Silver
	White		White
Hanger E 1000 1500 2000 2500 3000	Body	SUS 304	—
	Hook	SUS 304	—
	Wire	Stainless wire $\Phi 1.8 \text{ mm}$ (SUS 304)	—
Straight Hanger E 1000 2000	Wire	Stainless wire $\Phi 1.8 \text{ mm}$ (SUS 304)	—

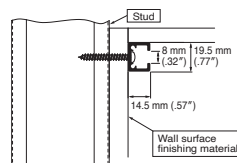
Installation Dimensions and Installation Example—T Series

T-1

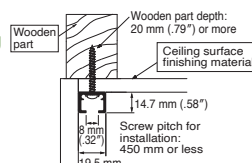
Wooden wall /
Add-on rail for wall



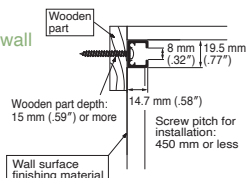
Light gauge steel wall /
Add-on rail for wall



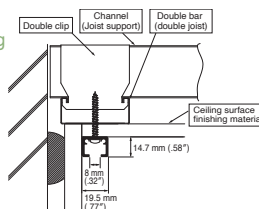
Wooden wall /
Add-on rail for ceiling



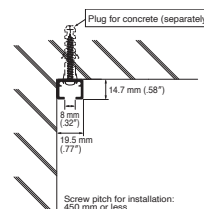
Wooden wall /
Built-in rail for wall



Concrete wall /
Add-on rail for ceiling

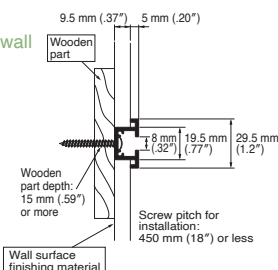


Concrete wall /
Add-on rail for ceiling

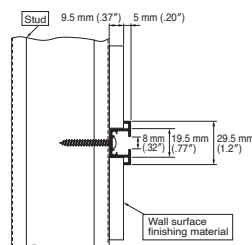


T-2N (9.5 mm/.37")

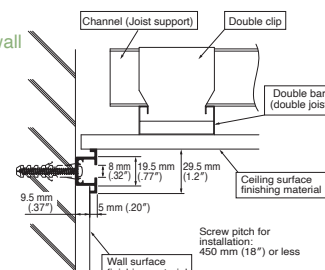
Wooden wall /
Built-in rail for wall



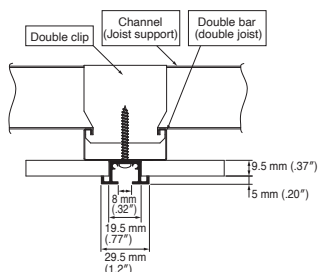
Light gauge steel wall /
Built-in rail for wall



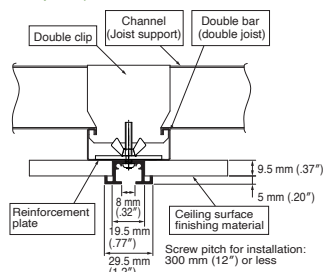
Concrete wall /
Built-in rail for wall



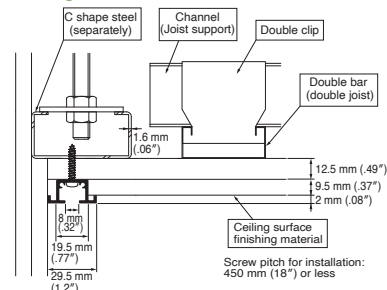
Built-in rail for ceiling



Built-in rail for ceiling
(Using reinforcement plate)

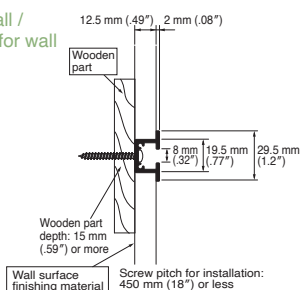


C shape steel + Hanger bolt /
Built-in rail for ceiling

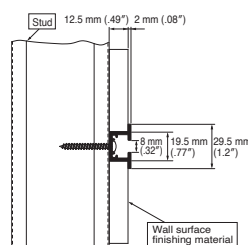


T-2N (12.5 mm/.49")

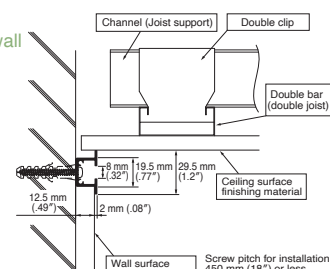
Wooden wall /
Built-in rail for wall



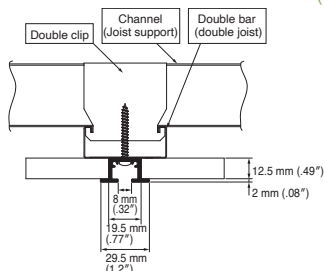
Light gauge steel wall /
Built-in rail for wall



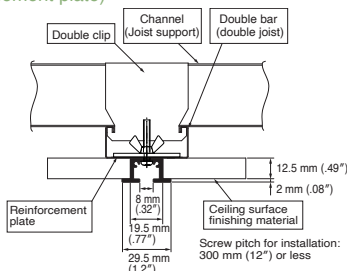
Concrete wall /
Built-in rail for wall



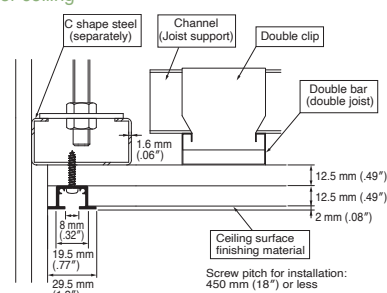
Built-in rail for ceiling



Built-in rail for ceiling
(Using reinforcement plate)



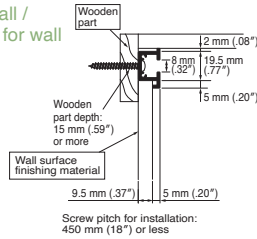
C shape steel + Hanger bolt /
Built-in rail for ceiling



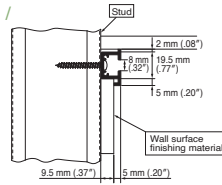
Picture Rail

T-3N (9.5 mm/.37")

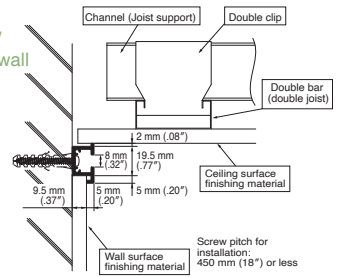
Wooden wall /
Built-in rail for wall



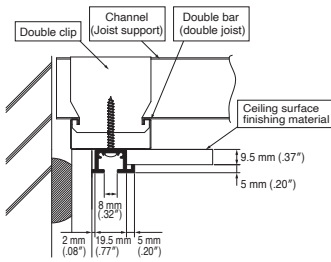
Light gauge steel wall /
Built-in rail for wall



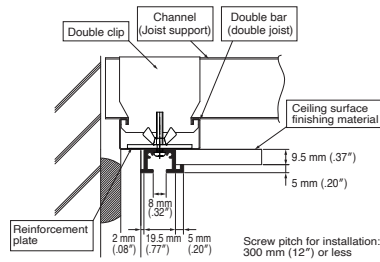
Concrete wall /
Built-in rail for wall



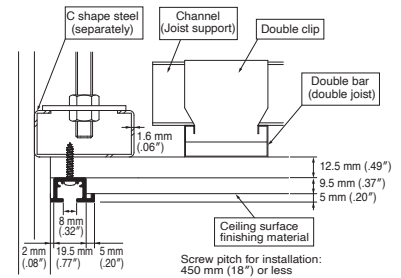
Concrete wall /
Built-in rail for ceiling



Built-in rail for ceiling
(Using reinforcement plate)

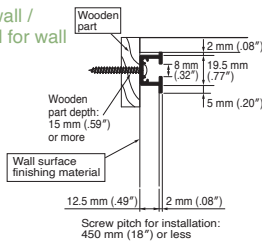


C shape steel + Hanger bolt /
Built-in rail for ceiling

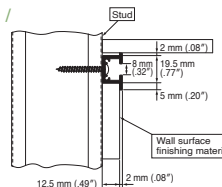


T-3N (12.5 mm/.49")

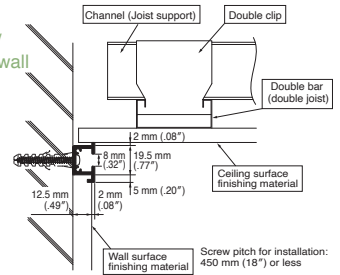
Wooden wall /
Built-in rail for wall



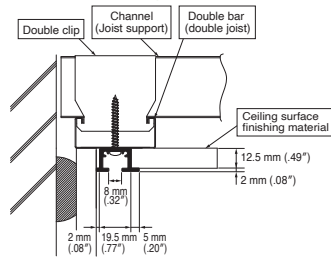
Light gauge steel wall /
Built-in rail for wall



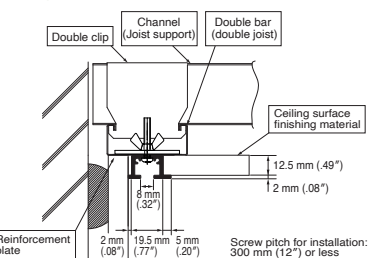
Concrete wall /
Built-in rail for wall



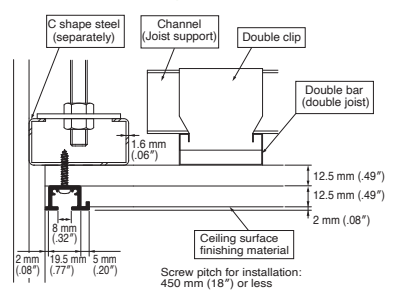
Concrete wall /
Built-in rail for ceiling



Built-in rail for ceiling
(Using reinforcement plate)

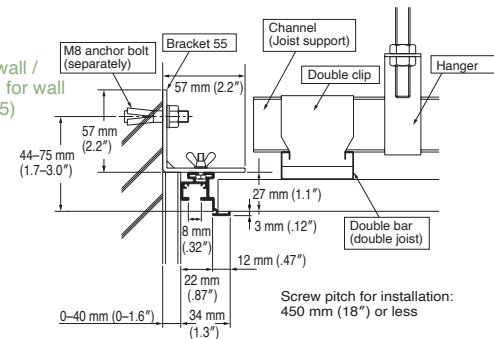


C shape steel + Hanger bolt /
Built-in rail for ceiling

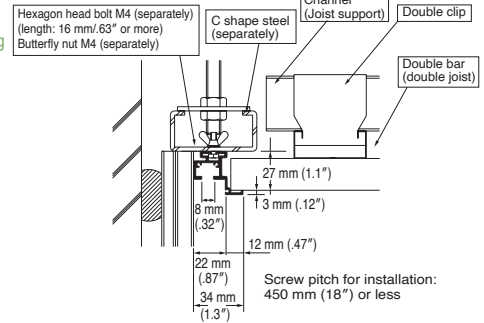


T-4N

Concrete wall /
Built-in rail for wall
(Bracket 55)



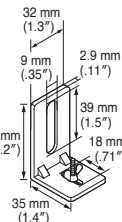
Concrete wall /
Built-in rail for ceiling



T-4N Dedicate Bracket

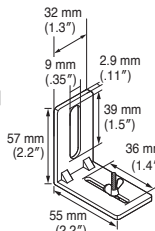
Bracket 35

*[Bracket slide range]
Adjustable from the
wall up to 12 mm
(.47").



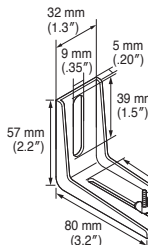
Bracket 55

*[Bracket slide range]
Adjustable from the
wall up to 31 mm
(1.2").



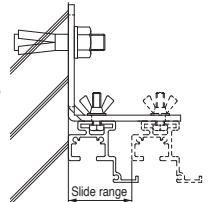
Bracket 80

*[Bracket slide range]
Adjustable from the
wall up to 56 mm
(2.2").



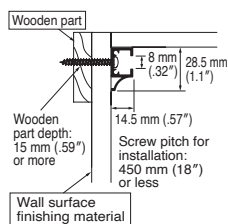
[Bracket slide range]

*Depending on
the wall finish,
the mount
position is
adjustable by
sliding each
bracket.

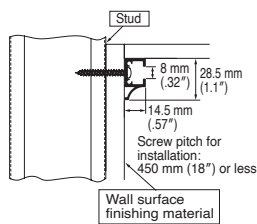


T-5

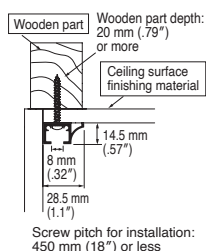
Wooden wall /
Add-on rail for wall



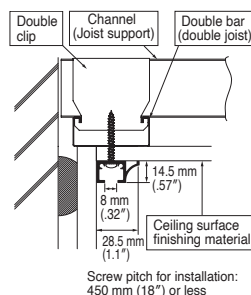
Light gauge steel wall /
Add-on rail for wall



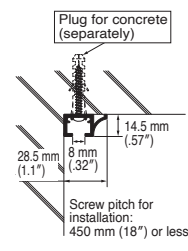
Wooden wall /
Add-on rail for ceiling



Concrete wall /
Add-on rail for ceiling

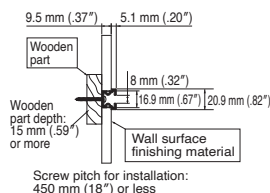


Concrete wall /
Add-on rail for ceiling

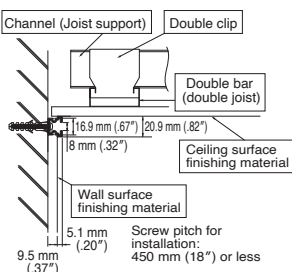


TC-10 (9.5 mm/.37")

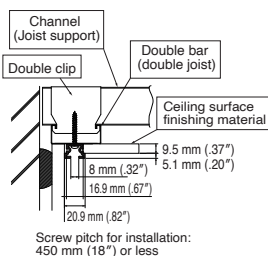
Wooden wall /
Built-in rail for wall
(Both collars)



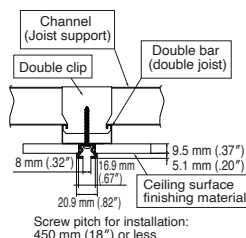
Concrete wall /
Built-in rail for wall



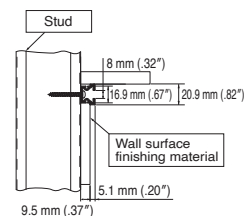
Joist foundation /
Built-in rail for ceiling
(One side collar)



Joist foundation /
Built-in rail for ceiling
(Both collars)

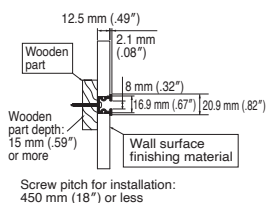


Stud /
Built-in rail for wall
(One side collar)

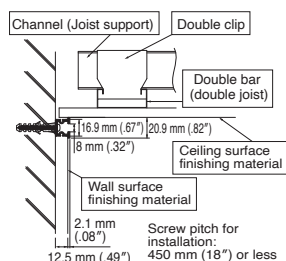


TC-10 (12.5 mm/.49")

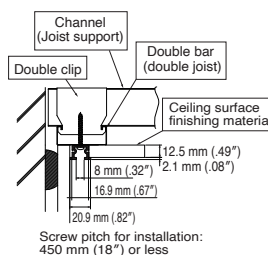
Wooden wall /
Built-in rail for wall
(Both collars)



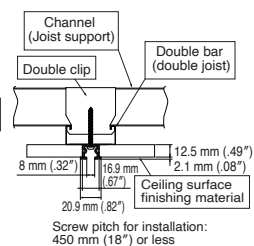
Concrete wall /
Built-in rail for wall



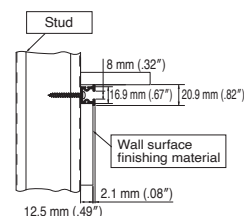
Joist foundation /
Built-in rail for ceiling
(One side collar)



Joist foundation /
Built-in rail for ceiling
(Both collars)

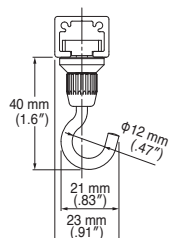


Stud /
Built-in rail for wall
(One side collar)

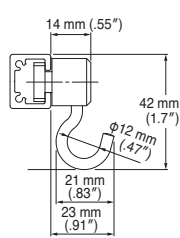


Hook

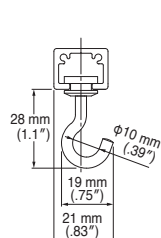
T Hook 30A



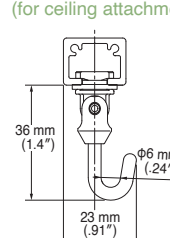
T Hook 30B



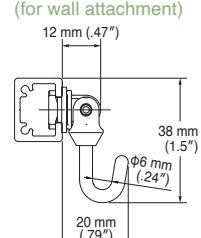
T Hook 30C



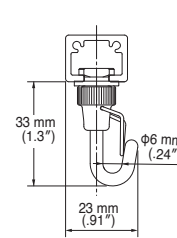
T/TC Hook 30F
(for ceiling attachment)



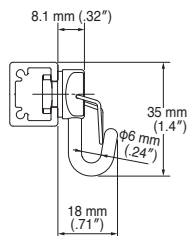
T/TC Hook 30F
(for wall attachment)



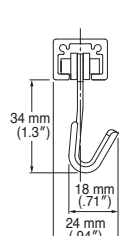
T/TC Hook 30G



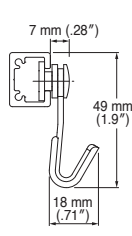
T/TC Hook 30H



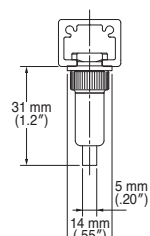
T Roller Hook 30A



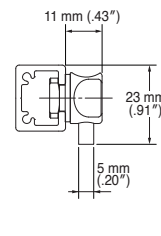
T Roller Hook 30B



T/TC One-touch Hook 30A



T/TC One-touch Hook 30B



Picture Rail

Picture Rail—L Series

L-1 / L-3 / L-5



Most suitable Picture Rail for houses in allowable load 15 kg (33 lb). Simple design, easily to be adapted itself to the interior space. Recommended to display such as paintings, photographs, clock, etc. in the residence.

Product Lineup—L Series

L-1 White



L-3 (9.5 mm/.37") White



L-3 (12.5 mm/.49") White



L-5 White



L-1 (Add-on rail for ceiling)
+ L Hook 15A



L-1 (Add-on rail for wall)
+ L Hook 15B



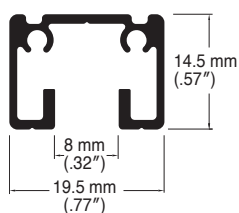
L-3 (Built-in rail for ceiling)
+ L Hook 15A



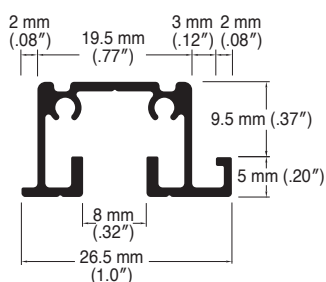
L-5 (Add-on rail for ceiling)
+ L Hook 15A

Rail Section—L Series

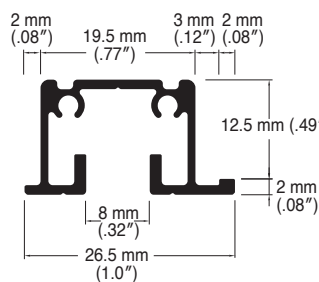
■ L-1



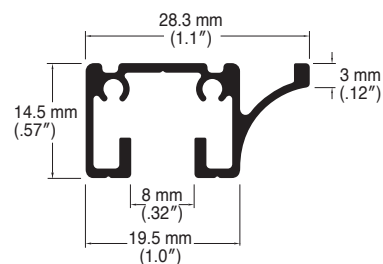
■ L-3 (9.5 mm/.37")



■ L-3 (12.5 mm/.49")



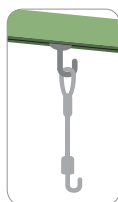
■ L-5



Unique Features—L Series

Rails

Two types of rail are available, “retrofitted” and “prefabricated.”



	Product Name	Color
Add-on rail The type to be attached to existing wall or ceiling surfaces.	L-1	White
	L-5 <i>Also used as a ceiling cornice.</i>	
Built-in rail Embeds in a wall or ceiling surface. <i>*To match the thickness of wall board, available two thickness types of 9.5 mm (.37") and 12.5 mm (.49") in the model L-3.</i>	L-3 9.5 mm (.37") • 12.5 mm (.49")	White

Hooks

Two types of hook are available in the dedicated L series.



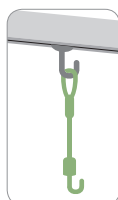
L Hook 15A (ceiling attachment) <ul style="list-style-type: none"> Fixed, add-on type, 15 kg (33 lb) 		L Hook 15B (wall attachment) <ul style="list-style-type: none"> Fixed, add-on type, 15 kg (33 lb) 	
 Side view	 Front view	 Side view	 Front view
 White	12 mm (.47") 5 mm (.20") 30 mm (1.2") 3.5 mm (.41") 14 mm (.55") 21 mm (.83")	15 mm (.59") 41 mm (1.6") 5 mm (.20") 3.5 mm (.41") 14 mm (.55")	13 mm (.51") 4 mm (.16")
L Hook 15C (ceiling attachment) <ul style="list-style-type: none"> Hooked, built-in type, 15 kg (33 lb) 		L Hook 15D (wall attachment) <ul style="list-style-type: none"> Hooked, built-in type, 15 kg (33 lb) 	
 Side view	 Front view	 Side view	 Front view
 White	12 mm (.47") 5 mm (.20") 30 mm (1.2") 3.5 mm (.41") 14 mm (.55") 21 mm (.83")	6 mm (.26") 41 mm (1.6") 5 mm (.20") 3.5 mm (.41") 14 mm (.55")	12 mm (.47") 4 mm (.16")

*L Hooks are also available in the Picture Rail T series. However, allowable load will be 15 kg (33 lb).

*Can not be used to Hanger A / E.

Hanger

Available dedicated hanger.

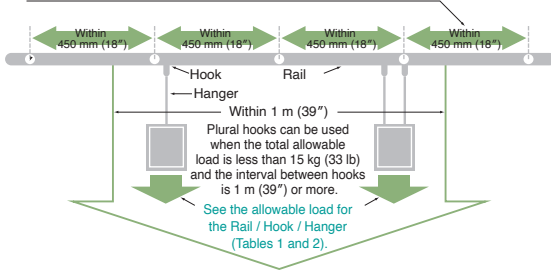


Hanger 15— Wire ϕ1.5 mm Wire type hanger (ϕ 1.5 mm/.06"), easy mounting and dismounting.	 *Allowable load is 15 kg (33 lb).	Hanger 15 Hook (Body) Available for Hanger 15 by additions. Attachable plural hooks on one wire.	 *Dedicated component for Hanger 15. Not available for other hangers and wires..
--	---------------------------------------	---	--

Picture Rail

Installation Interval and Allowable Load—L Series

At least three mounting screws should be attached (more than 2-pitch) at intervals of 450 mm (18") or less.



*Plural hooks can be hung when the total allowable load is within 15 kg (33 lb) and the interval between hooks is 1 m (39") or more.

*Even when hanging a picture with two hangers, the allowable load is 15 kg (33 lb) at maximum. If unexpected trouble occurs during installation, the whole load may tilt to one side and cause a major accident. Remember that the maximum allowable load for a single hanger applies even when hanging a picture with two hangers.

*While more than one picture can be hung, we recommend that you allow a sufficient space between pictures (more than 1 m/39") to prevent collisions between picture frames during earthquakes, etc.

■ Notes on installation

- Picture Rails should be installed on wall surfaces with firm structural support.
- The allowable load for Picture Rail depends on the product and installation method. (Table 1)
- (Table 1) shows the allowable load when Picture Rail is installed at intervals within 450 mm (18") with tapping screws $\phi 4.0$.
- If Picture Rail is attached to a lightweight ceiling material such as a double ceiling joist ($t = 0.5 \text{ mm}/.02"$) or lightweight partition material (stud $t = 0.8 \text{ mm}/.03"$), the allowable load is 10 kg (22 lb).
- The allowable loads for the Picture Rail, hook, and hanger differ. When using them in combination, follow the specs shown in Table 2.

Allowable Load of Picture Rails (Table 1)

Product Name	Installation Method	
	Wall Attachment *1	Ceiling Attachment *2
L-1	15 kg (33 lb)	15 kg (33 lb)
L-5		
L-3	9.5 mm (.37")	
	12.5 mm (.49")	

*1: Shows the allowable load when installing on a general wood base ($t = 15 \text{ mm}/.59"$) used for horizontal furring strips, with concrete reinforcement. If installed on a lightweight partition material (stud $t = 0.8 \text{ mm}/.03"$), the allowable load is 10 kg (22 lb).

*2: If installing onto a lightweight ceiling material such as double ceiling joist ($t = 0.5 \text{ mm}/.02"$), the allowable load is 10 kg (22 lb).

Allowable Load of Hooks and Hangers (Table 2)

Product Name			Allowable Load
Hooks	L Hook 15	A for ceiling attachment	15 kg (33 lb)
		B for wall attachment	
		C for ceiling attachment	
		D for wall attachment	
Hangers	Hanger 15		15 kg (33 lb)

Materials and Finishes—L Series

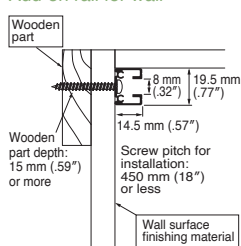
Product	Color	Material	Finish
Picture Rail L-1, L-3, L-5	White	Aluminum alloy extrusion material	Alumite white
L Hook	White	15A Body	White
		15A Hook	
		15B Body	
		15B Hook	
		15C Body	
		15D Body	

Product	Color	Material	Finish
End Stop L-1	White	Polyacetal	White
End Stop T-1	White	Polypropylene	White
End Stop T-3N, T-5	White	Aluminum alloy	White
Hanger 15	White	Wire	White
		Hook	
Hanger 15 Hook (Body)	White	Zinc die cast	White

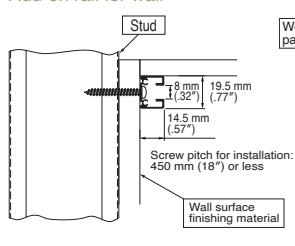
Installation Dimensions and Installation Example—L Series

L-1

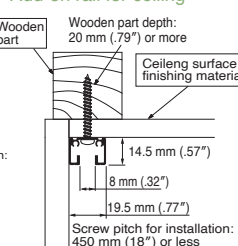
Wooden wall /
Add-on rail for wall



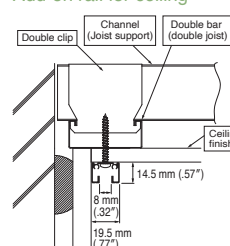
Light gauge steel wall /
Add-on rail for wall



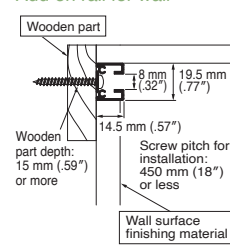
Wooden wall /
Add-on rail for ceiling



Concrete wall /
Add-on rail for ceiling

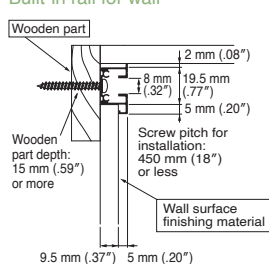


Wooden wall /
Add-on rail for wall

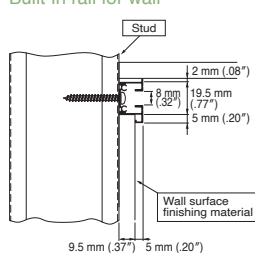


L-3 (9.5 mm/.37")

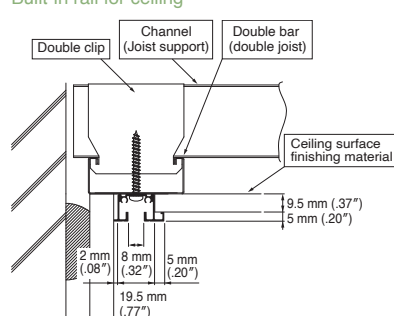
Wooden wall /
Built-in rail for wall



Light gauge steel wall /
Built-in rail for wall

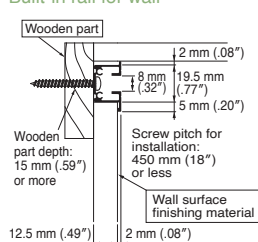


Concrete wall /
Built-in rail for ceiling

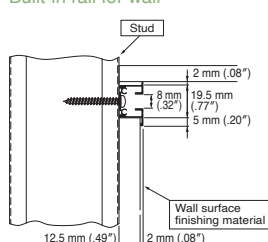


L-3 (12.5 mm/.49")

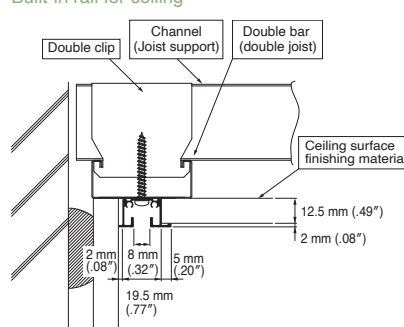
Wooden wall /
Built-in rail for wall



Light gauge steel wall /
Built-in rail for wall

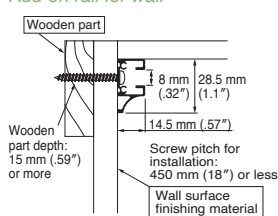


Concrete wall /
Built-in rail for ceiling

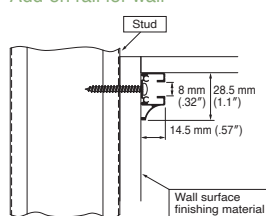


L-5

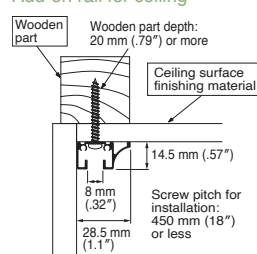
Wooden wall /
Add-on rail for wall



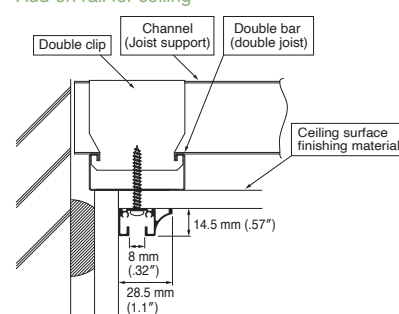
Light gauge steel wall /
Add-on rail for wall



Wooden wall /
Add-on rail for ceiling

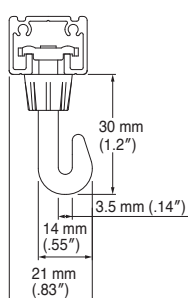


Concrete wall /
Add-on rail for ceiling

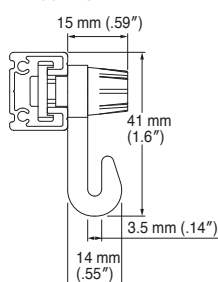


Hook

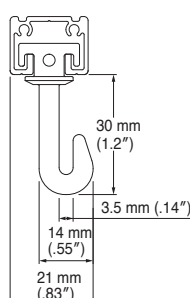
L Hook 15A



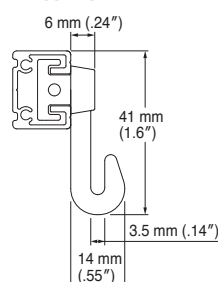
L Hook 15B



L Hook 15C




















L Hook 15D














Picture Rail

Picture Rail Parts














Product Name	Rail Length	Color	G Series			T Series						L Series			Product Code
			G-1	G-2	G-3	T-1	T-2N	T-3N	T-4N	T-5	TC-10	L-1	L-3	L-5	
G-1	3 m	Silver	○	—	—	—	—	—	—	—	—	—	—	—	30007132
G-2	3 m	Silver	—	○	—										30007133
G-3	3 m	Silver	—	—	○										30007134
T-1 with screw holes	3 m	Silver	—	—	—	○	—	—	—	—	—	—	—	—	02620006
		White													02620074
		Black													30017594
	4 m	Silver													02620007
		White													02620075
		Black													30017595
	3 m	Silver													02620121
		White													02620111
		Silver													02620122
		White													02620112
		Black													30017597
		Black													30017597
T-2N / 9.5 mm (.37")	4 m	Silver													02620076
		White													02620077
T-2N / 12.5 mm (.49")	4 m	Silver													02620078
		White													02620079
T-3N / 9.5 mm (.37")	4 m	Silver													02620088
		White													02620081
	4 m	Silver													02620113
		White													02620114
T-3N / 12.5 mm (.49")	4 m	Silver													02620084
		White													02620085
	4 m	Silver													02620117
		White													02620118
T-4N	4 m	Silver													02620041
		White													02620080
T-5	4 m	Silver													02620125
		White													02620128
TC-10 / 9.5 mm (.37")	3 m	Silver													30007106
		White													30007107
TC-10 / 12.5 mm (.49")	3 m	Silver													30007108
		White													30007109
L-1	3 m	White													30002360
		White													02620153
	4 m	White													02620154
L-3 / 9.5 mm (.37")	4 m	White													02620155
		White													02620156
L-3 / 12.5 mm (.49")	4 m	White													02620157
		White													02620158
L-5	4 m	White												○	02620159

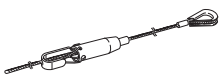
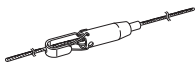






Product Name	Color	G Series			T Series						L Series			Product Code
		G-1	G-2	G-3	T-1	T-2N	T-3N	T-4N	T-5	TC-10	L-1	L-3	L-5	
G-1 *Usable right and left commonly. *With 2 screws. *Thickness: 2 mm (.08") 	Silver	○	—	—										30007138
G-2 *Usable right and left commonly. *With 2 screws. *Thickness: 2 mm (.08") 	Silver	—	○	—										30007139
G-3 *Usable right and left commonly. *With 2 screws. *Thickness: 2 mm (.08") 	Silver	—	—	○										30007140
T-1 *Usable right and left commonly. *Thickness: 2 mm (.08") 	Silver										—			02620068
	White	—	—	—	○	—	—	—	—	—	○	—	—	02620096
	Black										—			30017598
T-2N (9.5 mm/.37") *Usable right and left commonly. *Thickness: 2 mm (.08") 	Silver	—	—	—	—	○	—	—	—	—	—	—	—	02620097
	White													02620098
T-2N (12.5 mm/.49") *Usable right and left commonly. *Thickness: 2 mm (.08") 	Silver	—	—	—	—	○	—	—	—	—	—	—	—	02620099
	White													02620100
T-3N (9.5 mm/.37") Right *Thickness: 2 mm (.08") 	Silver	—	—	—	—	—	○	—	—	—	—	—	—	02620101
	White											○	—	02620102
T-3N (9.5 mm/.37") Left *Thickness: 2 mm (.08") 	Silver	—	—	—	—	—	○	—	—	—	—	—	—	02620103
	White											○	—	02620104
T-3N (12.5 mm/.49") Right *Thickness: 2 mm (.08") 	Silver	—	—	—	—	—	○	—	—	—	—	—	—	02620105
	White											○	—	02620106
T-3N (12.5 mm/.49") Left *Thickness: 2 mm (.08") 	Silver	—	—	—	—	—	○	—	—	—	—	—	—	02620107
	White											○	—	02620108
T-4N Right *Thickness: 2 mm (.08") 	Silver	—	—	—	—	—	—	○	—	—	—	—	—	02620054
	White													02620109
T-4N Left *Thickness: 2 mm (.08") 	Silver	—	—	—	—	—	—	○	—	—	—	—	—	02620056
	White													02620110
T-5 Right *Thickness: 2 mm (.08") 	Silver	—	—	—	—	—	—	—	○	—	—	—	—	02620131
	White													02620133
T-5 Left *Thickness: 2 mm (.08") 	Silver	—	—	—	—	—	—	—	○	—	—	—	—	02620132
	White													02620134
TC-10 (9.5 mm/.37") *Usable right and left commonly. *Thickness: 2 mm (.08") 	Silver	—	—	—	—	—	—	—	—	○	—	—	—	30007110
TC-10 (12.5 mm/.49") *Usable right and left commonly. *Thickness: 2 mm (.08") 	Silver	—	—	—	—	—	—	—	—	○	—	—	—	30007111
L-1 *Usable right and left commonly. *Can be fixed by one screw. *Thickness: 2 mm (.08") 	White	—	—	—	○	—	—	—	—	—	○	—	—	02620160

Picture Rail

Product Name		Color	G Series			T Series						L Series			Product Code
			G-1	G-2	G-3	T-1	T-2N	T-3N	T-4N	T-5	TC-10	L-1	L-3	L-5	
Brackets	Bracket 18 	Silver	○	○	—	—	—	—	—	—	—	—	—	—	30007142
	Bracket 35 	Silver	—	—	—	—	—	—	○	—	—	—	—	—	02620043
	Bracket 55 	Silver	—	—	—	—	—	—	○	—	—	—	—	—	02620044
	Bracket 80 	Silver	—	—	—	—	—	—	○	—	—	—	—	—	02620045
	Bracket 75 	Silver	○	○	—	—	—	—	—	—	—	—	—	—	30007141
	Splice Bolt 100 	Silver	○	○	—	—	—	—	—	—	—	—	—	—	30007144
	Corner Splice 	Silver	○	○	○	—	—	—	—	—	—	—	—	—	30007143
	Corner Splice for T-4N 	Silver	—	—	—	—	—	—	○	—	—	—	—	—	02620036
	Splice 	—	○	○	○	○	○	○	○	○	○	○	○	○	02620020
	Splice for T-4N 	—	—	—	—	—	—	—	○	—	—	—	—	—	02620035
	Reinforcement Plate Set 	—	—	—	—	○	○	○	—	—	—	○	○	○	02620005

Hook and Hanger Parts

Product Name		Color	G Series			T Series						L Series			Product Code
			G-1	G-2	G-3	T-1	T-2N	T-3N	T-4N	T-5	TC-10	L-1	L-3	L-5	
G Hook 70A *with Carabiner		Silver	○	○	—	—	—	—	—	—	—	—	—	—	30007126
		Silver	—	—	○	—	—	—	—	—	—	—	—	—	30007127
Wire for Hanger G (φ3 mm)		1,000 mm (39")	Silver	○	○	—	—	—	—	—	—	—	—	—	30007128
		2,000 mm (79")													30007129
		3,000 mm (118")													30007130
Hanger G Hook (Body) *with Carabiner		Silver	○	○	○	—	—	—	—	—	—	—	—	—	30007131
T Hook 30A		Silver	—	—	—	○	○	○	○	○	—	—	—	—	02620003
		White	—	—	—	○	○	○	○	○	—	—	—	—	02620093
T Hook 30B		Silver	—	—	—	○	○	○	—	○	—	—	—	—	02620004
		White	—	—	—	○	○	○	—	○	—	—	—	—	02620094
T Hook 30C		Silver	—	—	—	○	○	○	○	○	—	—	—	—	02620040
		White	—	—	—	○	○	○	○	○	—	—	—	—	02620095
T/TC Hook 30F *Ceiling and wall attachment common		Silver	—	—	—	○	○	○	○	○	○	—	—	—	30002353
		White	—	—	—	○	○	○	○	○	○	—	—	—	30002354
T/TC Hook 30G *with Carabiner		Silver	—	—	—	○	○	○	○	○	○	—	—	—	30002347
		White	—	—	—	○	○	○	○	○	○	—	—	—	30002348
T/TC Hook 30H *with Carabiner		Silver	—	—	—	○	○	○	—	○	○	—	—	—	30002349
		White	—	—	—	○	○	○	—	○	○	—	—	—	30002350
T Roller Hook 30A		Silver	—	—	—	○	○	○	○	○	—	—	—	—	02620089
		White	—	—	—	○	○	○	○	○	—	—	—	—	02620090
T Roller Hook 30B		Silver	—	—	—	○	○	○	—	○	—	—	—	—	02620091
		White	—	—	—	○	○	○	—	○	—	—	—	—	02620092
T/TC One-touch Hook 30A		Silver	—	—	—	○	○	○	○	○	○	—	—	—	30002351
T/TC One-touch Hook 30B		Silver	—	—	—	○	○	○	—	○	○	—	—	—	30002352

Product Name		Color	G Series			T Series						L Series			Product Code
			G-1	G-2	G-3	T-1	T-2N	T-3N	T-4N	T-5	TC-10	L-1	L-3	L-5	
Hanger E 	1,000 mm (39")	—	—	—	—	○	○	○	○	○	○	—	—	—	00470021
	1,500 mm (59")		—	—	—	○	○	○	○	○	○	—	—	—	00470022
	2,000 mm (79")		—	—	—	○	○	○	○	○	○	—	—	—	00470023
	2,500 mm (98")		—	—	—	○	○	○	○	○	○	—	—	—	00470024
	3,000 mm (118")		—	—	—	○	○	○	○	○	○	—	—	—	00470025
Straight Hanger E 	1,000 mm (39")	—	—	—	—	○	○	○	○	○	○	—	—	—	30002355
	1,500 mm (59")		—	—	—	○	○	○	○	○	○	—	—	—	30002356
	2,000 mm (79")		—	—	—	○	○	○	○	○	○	—	—	—	30002357
Hanger E Hook (Body)		—	—	—	—	○	○	○	○	○	○	—	—	—	30002358
L Hook 15A		White	—	—	—	—	—	—	—	—	—	—	—	—	02620161
L Hook 15B		White	—	—	—	—	—	—	—	—	—	○	○	○	02620162
L Hook 15C		White	—	—	—	—	—	—	—	—	—	○	○	○	02620163
L Hook 15D		White	—	—	—	—	—	—	—	—	—	○	○	○	02620164
Hanger 15 	1,000 mm (39")	White	—	—	—	—	—	—	—	—	—	○	○	○	00470028
	2,000 mm (79")		—	—	—	—	—	—	—	—	—	○	○	○	00470029
Hanger 15 Hook (Body)			White	—	—	—	—	—	—	—	—	○	○	○	30002359