

Wave Style Components



- The Wave Style brings out the feeling of naturally fabric.
- With its tape and accessories, natural and elegant symmetrical waves are created.
- Wheel type Noiseless Rollers achieve super smooth and quiet operation.

Wave Style Components

Wave Style Components' Unique Features

Natural curtain waves

Wave Style creates a series of symmetrical waves in a combination with its tape and accessories.

Pleating Cord

The secret behind creating beautiful symmetrical waves. Pleating cord keeps waves evenly shaped, making the curtain rich and stylish.

WS Hooks + WS Rollers (Smooth and Silent)

WS Rollers swivel as a curtain is drawn. These unique WS Rollers and WS Hooks allow curtain fabric to form natural waves.

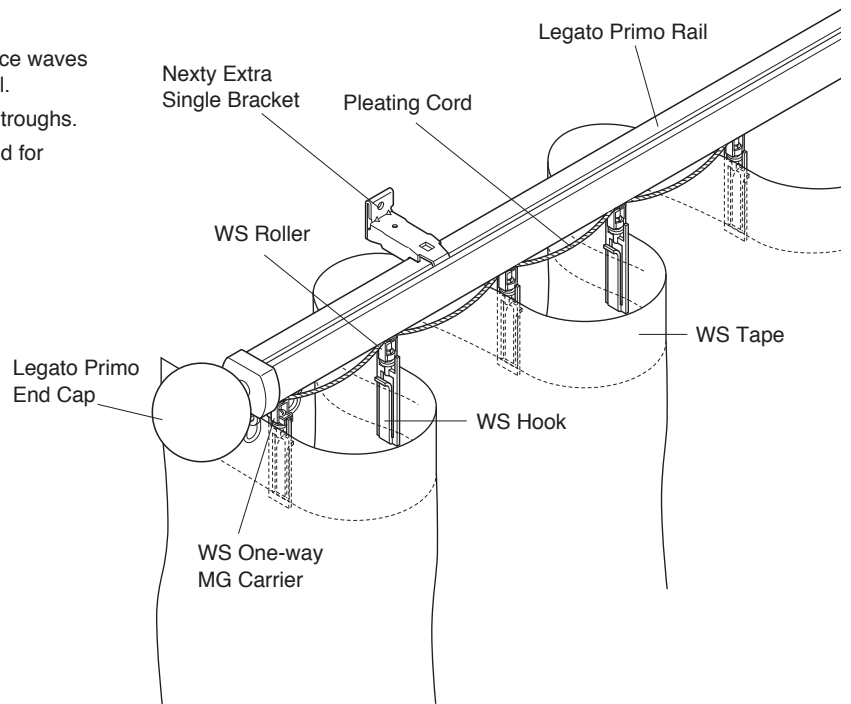
Drape the curtain as it is

No special coating or processing on the fabric is required for creating waves.



Wave Style Structure

- Even numbers of hooks used in all cases.
- Rollers spaced at 80 mm (3.2") intervals to produce waves extending 60 mm (2.4") from the center of the rail.
- Both left and right sides of curtains always end in troughs.
- *To maintain beautiful waves, use the Curtain Wand for opening and closing.



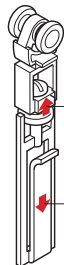
Notes: To make appealing wave style curtains, use WS Tape and Pleating Cord. Fabrics with soft weft threads and stiff warp threads such as plain weaves are advisable. (Black-out fabrics are not recommended.)

Wave Hook Installation and Removal



Installation

Insert the tip of the WS Hook into the bottom of the WS Roller.



Removal

- ① While pushing the bottom of the WS Roller upward,
- ② Pull the WS Hook out.

*WS Tapes and Pleating Cords will stretch about 2% of their overall length.

Wave Style Product Lineup

Legato Primo



- Basic design with linear beauty and wooden taste.
- Versatile, elegantly designed rail.
- The ability to select from a wide variety of End Caps and combine them with optional parts significantly enhances design flexibility and functionality.

Nexty



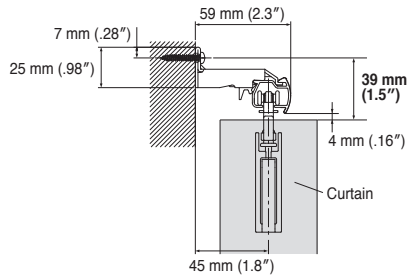
- Nexty—an advanced curtain track offering an outstanding combination of quality, functionality, and design features.
- A curtain track that emphasizes refined design in addition to easy installation and outstanding functionality.
- Rich color variation can choose the one which of match the interior design.

Installation and Caps Dimensions

Legato Primo

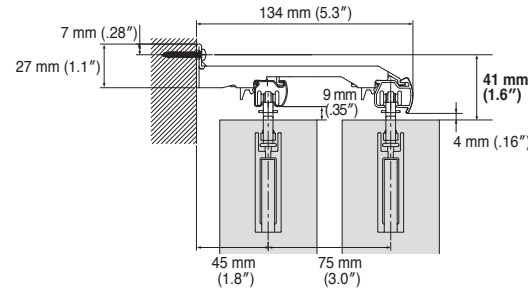
Extra Single Bracket

Bracket width = 18 mm (.71")



Extra Double Bracket

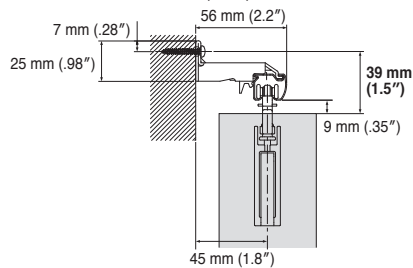
Bracket width = 18 mm (.71")



Nexty

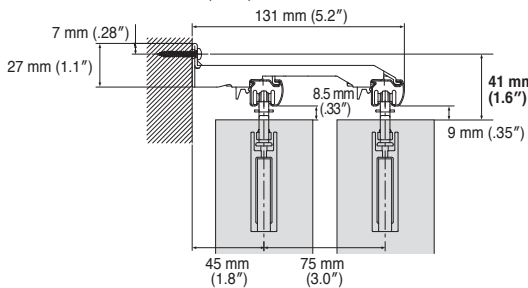
Extra Single Bracket

Bracket width = 18 mm (.71")

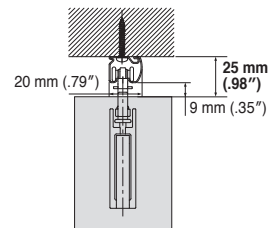


Extra Double Bracket

Bracket width = 18 mm (.71")

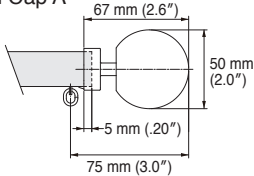


Direct Ceiling Attachment

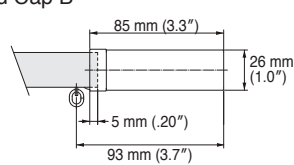


Legato Primo Caps

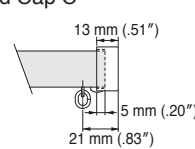
End Cap A



End Cap B

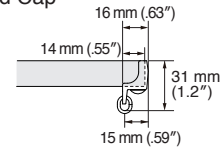


End Cap C

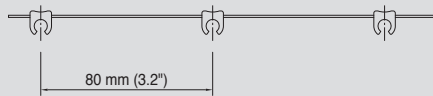


Nexty Cap

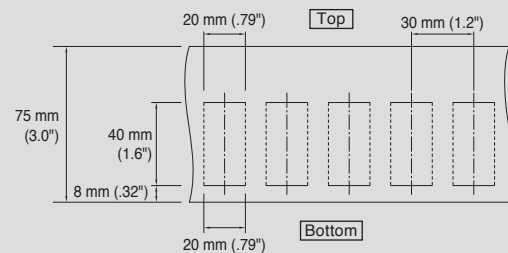
End Cap



Pleating Cord







WS Tape (Please confirm the top and bottom)





Wave Style Parts

For Rail

Product Name	Product Code
WS Roller 	03490028
WS MG Carrier 	03490029

Product Name	Product Code
WS One-way MG Carrier 	03490030
Pleating Cord 	03490033

For Sewing

Product Name	Product Code
WS Tape 	25 m 03490031
	100 m 00400123
WS Hook 	03490032