

Curtain motor Powerful+ Supertrac (Straight + Slope)



● Allowable curtain load: max 100kg. Suitable for small stages and audio-visual rooms.

● Applicable for sloped windows.

● Overlap rail, Ceiling attaching of motor, and pipe suspension are available.

● Select your operational method from independent, simultaneous, and remote control.



Reference Quote Ex (For Powerful 4P Motor, Master Roller)

(Unit: Yen)

Rail	3.00m	4.00m	5.00m	6.00m	7.00m	8.00m	9.00m	10.00m	11.00m
Supertrac aluminum	78,800	81,600	85,700	88,700	91,700	94,600	97,900	100,800	104,100
Supertrac silver	78,200	80,700	84,400	87,100	89,800	92,500	95,500	98,100	101,100

Rail	12.00m	13.00m	14.00m	15.00m	16.00m	17.00m	18.00m	19.00m	20.00m
Supertrac aluminum	107,100	110,300	113,300	116,200	119,200	122,500	125,400	128,400	131,300
Supertrac silver	103,800	106,800	109,500	112,200	114,900	117,900	120,600	123,300	125,900

*Quotation on 2-way draw, ceiling single attachment, including MO Open Switch (3 Buttons) B (1 pc), MO Switch Plate 3 Button 1 Row (1 pc), Roller (8 pcs per meter), Ceiling Single Bracket M2 (1 pc per meter).

*Quotation does not include assembling fee and installation cost.

*Assembling cost: 750yen per meter. *Quotation does not include 4P Outlet Inlay Body and 4P Outlet Plate Round.

Performance (Powerful 4P, Powerful NX)

Power transmission type	Wire
curtain rail length	20m
Maximum curtain weight ^(※1)	80kg

※OT Joint is required for rail exceeds 5 meter in length.

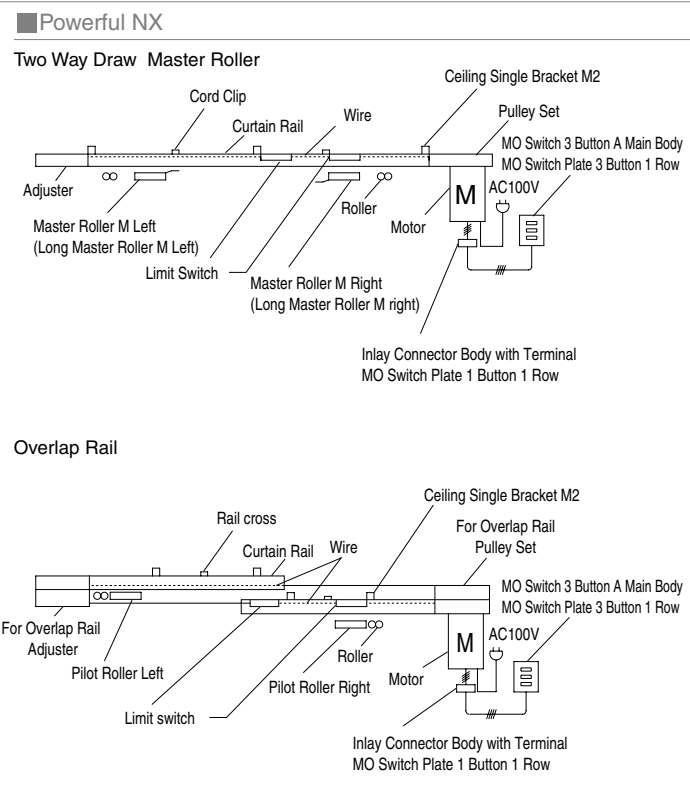
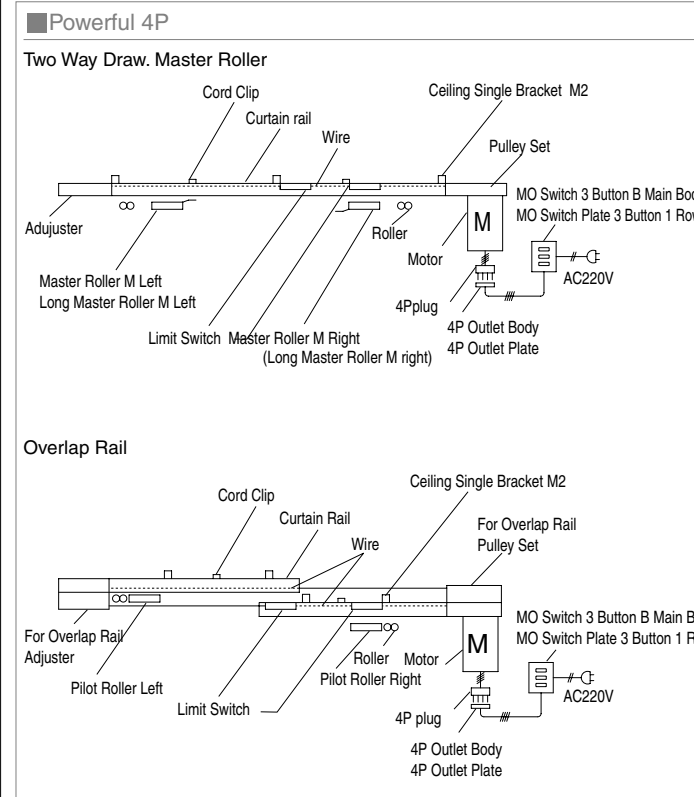
(※1) Bracket installation interval: less than 50cm

Performance (Powerful 4P-HM)

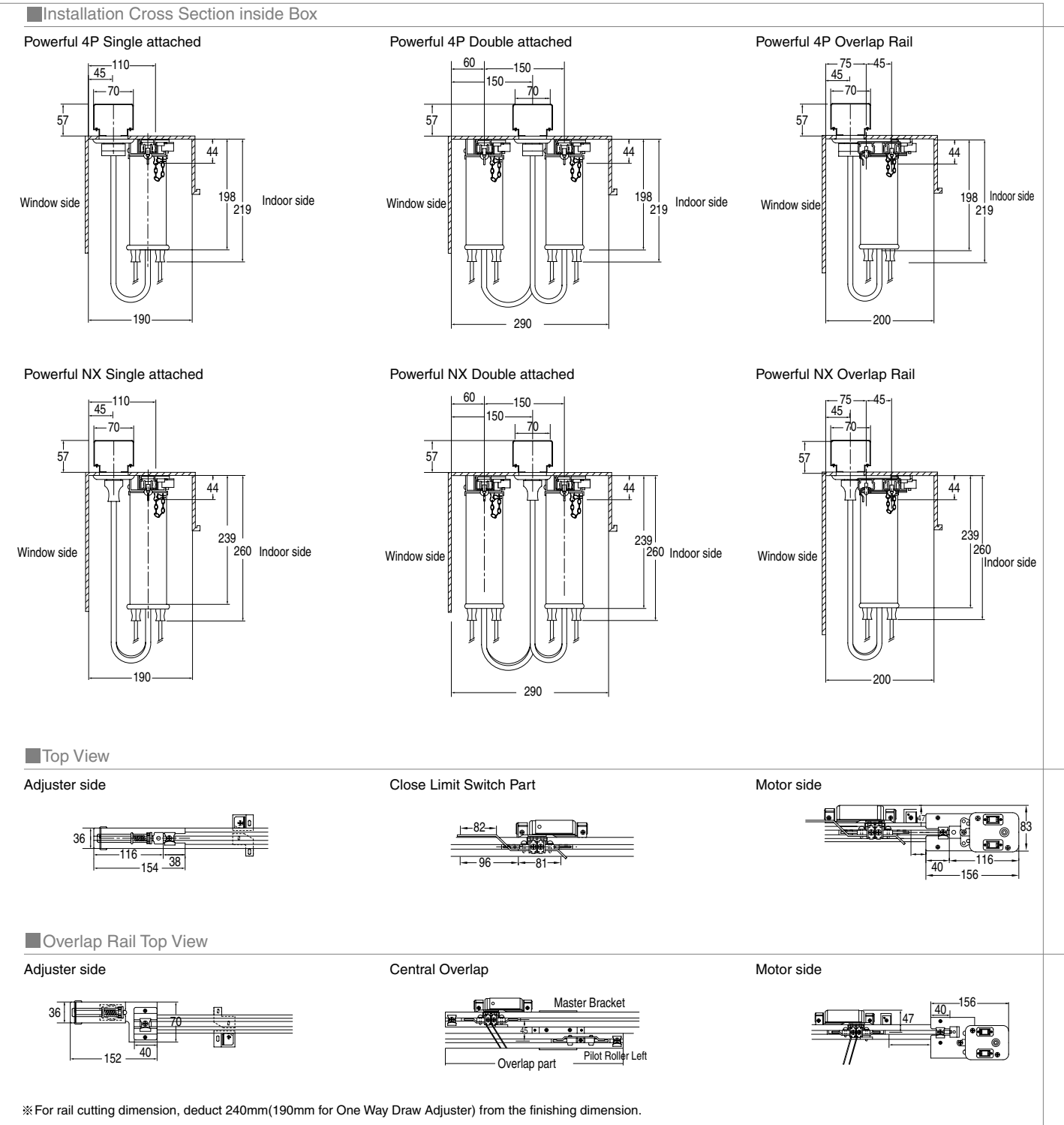
Performance Installation Pattern	Power transmission type	Maximum rail length	Maximum curtain weight ^(※1)
Slope Window (Maximum slope angle: 45 degree)	Wire	10m	15deg. 16kg
			20deg. 13kg
			30deg. 10kg
			45deg. 8kg

(※1) Bracket installation interval 50cm

Component Parts



Installation Dimension Drawing (mm)



Please contact local agency for more information.