



Gracanova 19

Gracanova features equal functionality as Gracefino 19 with line-up rings, screw-less fit-in brackets and coordinating accessories. By adopting Eco-friendly Olefin wrap on aluminum pole surface and combining with metallic components, Gracanova is adding a new look in TOSO decorative rod collection.

Topics:

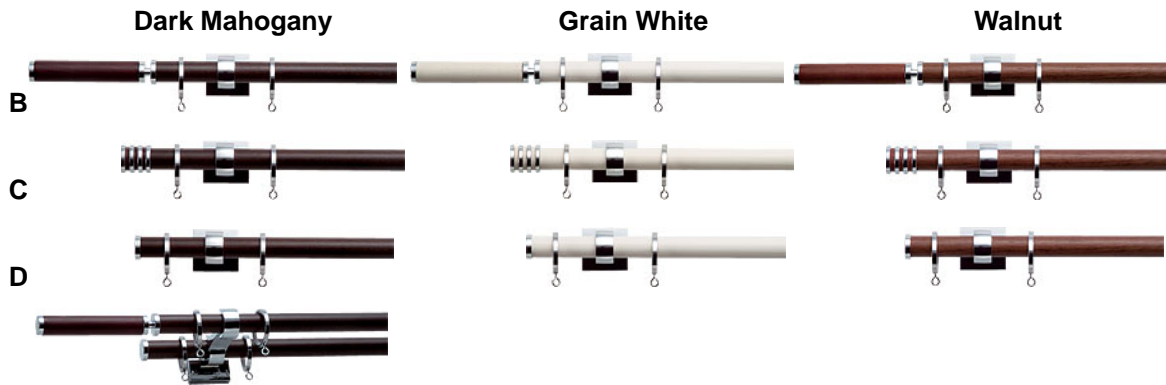
1. Refined Design Finials
2. Line-up Ring Runners
3. Uniquely designed Brackets
4. Component and Material
5. Accessory: Curtain Holder and Arm Holder



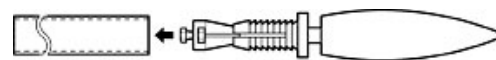
Gracenoa 19

1. REFINED Design Finial

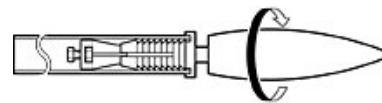
Coordinated three types of finials are available with Gracenoa 19.



Tool-less assembling of Gracenoa 19
 Fixing Gracefino finials on poles is easy as it doesn't require any tools or screws. Simply insert finial ends, and turn the finial until it is firmly fixed.



1. Insert a finial into a pole.



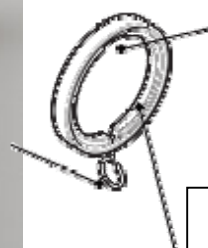
2. Turn until firmly fixed.

2. LINE-UP Ring Runner

Grace 19 Ring Runners



Swing hook turns freely to naturally align curtain waves.



A specialized Inner Ring helps the ring to stay facing sideways, lining up neatly with other rings.

Particular acetal resin used for the Inner Ring successfully improved curtain operation and its noise.

Grace 19 End Ring Runners

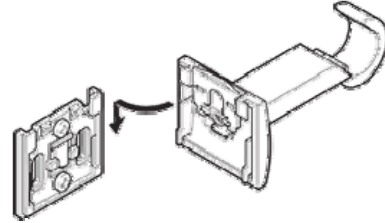


End Ring Runner prevents Rings from falling off poles. Simply place End Ring Runner between a bracket and a finial, no additional parts necessary. Grace 19 End Ring Runner is designed not visibly different from Line-up Rings in order to sustain Gracefino's fine design.

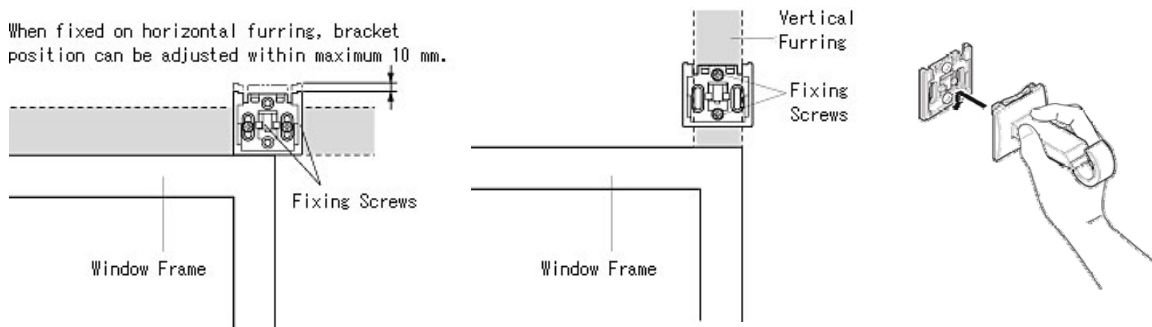
3. UNIQUELY Designed Brackets

Grace 19 Bracket consists of two parts, base and body.

Bracket base can take up to four screws as required. Two vertically and horizontally accordingly to wall furring.



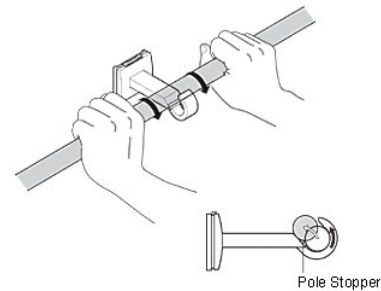
When fixed on horizontal furring, bracket position can be adjusted within maximum 10 mm.



Bracket Body is attached onto a fixed base, and Grace 19 has no visible screws after installation.

Screw or tool-less installation of Grace 19 is not only with finials, but also with specially designed Brackets.

Fit a pole into a bracket by slowly rolling the pole. The pole is fixed on the Bracket with a Pole Stopper.



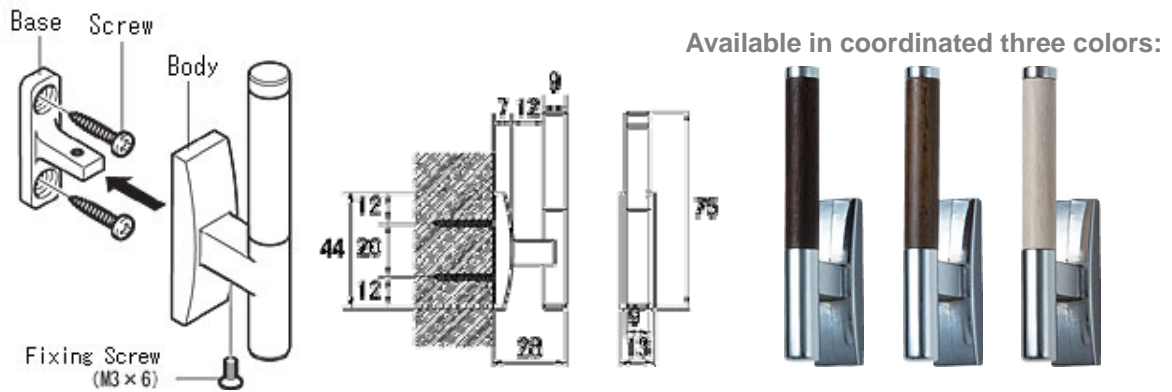
4. COMPONENT and material

Component	Material	Finish
Pole	Aluminum	Olefin film wrapped
Ring Runner	Steel, Polyacetal resin	Nickel Chrome
End Ring Runner	Steel, ABS resin	Nickel Chrome
Cap B and C	Natural Wood, Zinc die cast	Nickel Chrome
Cap D	Zinc die cast	Nickel Chrome
Bracket	Zinc die cast	Nickel Chrome

5. ACCESSORY

Gracanova 19 Curtain Holder

As well as Grace 19 Bracket, a Grace Series Curtain Holder is two-parted with a base and a body. Install a Base on a wall, and place a Body on the Base and fix with a screw as shown.



Arm Holder C



*For more information, please contact TOSO Overseas Dept.